



DOMESTIC TECHNICAL GUIDE



BOILERS | HEAT PUMPS | CYLINDERS

With a legacy that spans over five decades, Groupe Atlantic have emerged as a leading European player, setting the standards for sustainable heating and hot water solutions.

/ EXPERTISE THAT KNOWS NO BOUNDARIES

Groupe Atlantic boasts a multi-energy expertise that encompasses electric, gas and renewables. This unparalleled knowledge underpins the comprehensive range of heating and hot water solutions, catering to the diverse needs of domestic and commercial sectors. Groupe Atlantic is not just attentive of its markets, it shapes them. The brands that are part of the group, Ideal Heating, Atlantic and Gledhill offer a wide spectrum of products, from water heaters and electric heaters to domestic and commercial boilers and heat pumps.

/ A RICH HISTORY OF INNOVATION

Founded in 1968 in La Roche-sur-Yon, France, Groupe Atlantic has been at the forefront of revolutionising comfort and sustainability. Commitment to excellence has led to the establishment of 71 industrial sites

and 43 commercial manufacturing sites, ensuring a presence and impact on a global scale.

A GLOBAL PRESENCE

Spanning five continents, Groupe Atlantic is not just a company; it's a worldwide community dedicated to enhancing heating and hot water.



CONTENTS



BOILERS	10
Logic MAX Combi	12
Logic MAX System	14
Logic MAX Heat	16
Logic+	18
Vogue MAX Combi	20
Vogue MAX System	22
Vogue	24

CYLINDERS	26
Ideal Thermstore Indirect Cylinder	26
Ideal Thermstore Pre Plumbed S	27
Ideal Thermstore Pre Plumbed H	28
Find Your Local Area Sales Manager	29

HALO	30
-------------	-----------

ACCESSORIES	36
Gas Conversion Kits	36
Boiler Flue Sitting	38
Boiler Flue Configurations	40
High Level Flue Outlet Kit	42
Boiler Rear Flue & High Rise Flue Options	44
Flue Options	45
Boiler Installation Accessories	46
Energy Efficiency	48
'Experts Together' Product Matrix	50

AIR SOURCE HEAT PUMPS	56
Heat Pump Technology	58
COP & SCOP	59
Logic Air	60
HP290 Monobloc	64
Logic Air & HP290	68

Halo Air	78
Accessories List	84

Earn points for every registration* with the Connect loyalty scheme.



CONNECT

The more installs you register, the more loyalty points you earn each time



Free Gas Safe Registrations



Exclusive Promotions



Free Training



Earn Loyalty Points



Sales and Repair Leads Through our Website



I've used my Connect points for all sorts, even wrapping my van. It's so flexible it's a great scheme.



Who wouldn't want to be part of this scheme! Fantastic support whenever I need it, plus I get rewarded for my work!

HOW TO EARN CONNECT POINTS



WORKING WITH CONNECT

When you register with Connect you will get a wide range of benefits straight away. But there are a number of incentives to move up the ranks as well.

BRONZE

New accounts are Bronze, earning you £20 cashback for every Logic MAX registration and £40 for every Vogue MAX registration*.

SILVER

Advance to the Silver tier after registering your 20th boiler of the year. As a Silver member you can earn £30 cashback for every Logic MAX registration*.

GOLD

Reach the Gold tier after your 50th registration of the year. In this top tier you will earn £40 cashback for every Logic MAX you register, and £55 for every Vogue MAX registration*.

	BRONZE 0-19 BOILERS	SILVER 20-49 BOILERS	GOLD 50+ BOILERS
VOGUE MAX COMBI & SYSTEM	£40 120 POINTS	£40 120 POINTS	£55 165 POINTS
LOGIC MAX COMBI, HEAT & SYSTEM	£20 60 POINTS	£30 95 POINTS	£40 120 POINTS
HALO RF & WI-FI	£5 15 POINTS (SAME POINTS TOTAL FOR ALL CONNECT TIERS)		
HALO LITE RF	£3 10 POINTS (SAME POINTS TOTAL FOR ALL CONNECT TIERS)		

EXPERTS IN HEATING

UP TO
12 YEARS WARRANTY*

At Ideal Heating, we're experts in heating and we believe in making our installers' lives as easy as possible. That's why we combine ease of installation with high levels of quality and reliability. We rigorously test each and every one of our products with dozens of safety and reliability checks before they leave our Yorkshire based factory. This is why we confidently offer industry leading warranties on our boilers so you can go the extra mile for your customers.

We believe in supporting our installers, not just with great products but with additional training and benefits. Our award-winning, loyalty scheme Connect provides easy warranty registrations, rewards and Gas Safe reminders, whilst our industry leading Expert Academy offers first class training centres and easy to access digital resources offering a range of courses and programmes to benefit you.



**YEAR
ROUND
CUSTOMER
SUPPORT**



**BRITISH
MADE
SINCE 1906**

CONNECT

MAX ACCREDITED INSTALLER

WE'RE NOT BASHFUL ABOUT IT!

**WE WANT THE BEST INSTALLERS IN THE
BUSINESS TO BE INSTALLING IDEAL**

On top of your standard **CONNECT** benefits, you will have access to:

- 12 year extended warranties on the Vogue MAX range
- A priority listing on our website to drive sales leads
- Free training on marketing your MAX Accredited status
- Exclusive branded merchandise and workwear

Find out more today at
installerconnect.com

MARKET LEADERS IN HEATING & HOT WATER



At Ideal Heating we believe in making things as easy as possible. That's why we combine ease of installation with high levels of quality and reliability. We rigorously test each and every one of our products with dozens of safety and reliability checks before they leave our Yorkshire based factory.

Our range of boilers has been awarded the Good Housekeeping reader recommended status seven years in a row.

Consistently the market leaders in the New Build segment for boilers.

LOGIC MAX COMBI

BOILER 24 30 35 kW



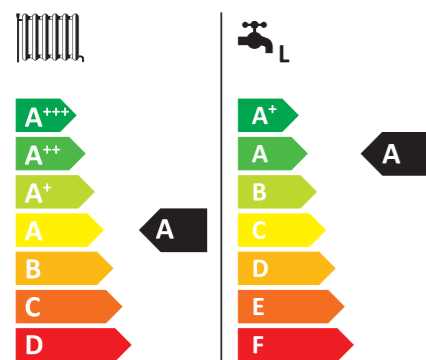
Scan me for full technical specification

Compatible with the Halo smart programmable thermostat range.

10 YEARS WARRANTY*

KEY FEATURES

- ✓ Reduced running costs due to class leading efficiency
- ✓ Compact cupboard fit
- ✓ Halo Combi compatible
- ✓ Ideal System Filter included in the box




**UP TO 35KW
OUTPUT**

END USER BENEFITS

- ✓ Which? Recommended
- ✓ Reduced running costs due to class leading efficiency
- ✓ Peace of mind with support 364 days a year
- ✓ Faster hot water with intelligent pre-heat
- ✓ Large colour screen and simple user interface
- ✓ Compatible with our Halo controls for increased efficiency and comfort.
- ✓ Helpful reminder service indication
- ✓ Easier re-pressurisation with coloured valve handles
- ✓ Built in Frost Protection
- ✓ Quiet Mark accredited*

EASY TO INSTALL

- ✓ 10 year warranty as standard
- ✓ Designed, developed and made in the UK
- ✓ Ideal System Filter included in the box
- ✓ Compact cupboard fit
- ✓ Retained flue turret seal to prevent dislodgement during fitting
- ✓ Compression fitting included for PRV outlet
- ✓ Wiring connections suitable for wide range of cable sizes
- ✓ Detailed installer menu
- ✓ Fully labelled and compartmentalised hardware pack
- ✓ Preformed copper tails
- ✓ Built in filling loop
- ✓ Pre-wired mains lead
- ✓ PRV outlet pipe included
- ✓ LPG conversion kit available for all kW outputs
- ✓ Stand-off kit options with and without pipes
- ✓ Wide range of flueing options
- ✓ QR codes in instructions linked to 'how to' videos



EASY TO SERVICE AND MAINTAIN

- ✓ Pressure relief valve (PRV)
- ✓ Single dual-purpose spark and detection electrode
- ✓ Fully serviceable from the front

LOGIC MAX SYSTEM

BOILER 15 18 24 30 kW



Scan me for full technical specification

Our Logic Max System Boiler is packed with user-friendly features. Engineered with a low lift weight, this boiler is easy to fit and has been designed to make life simple for installers.

10 YEARS WARRANTY*

KEY FEATURES

- ✓ Reduced running costs due to class leading efficiency
- ✓ Compact cupboard fit
- ✓ Halo Heat & System compatible
- ✓ Ideal System Filter included in the box



HALO HEAT & SYSTEM COMPATIBLE

END USER BENEFITS

- ✓ Award winning range
- ✓ Service indication
- ✓ Compatible with a range of additional controls inc. weather compensation and our Halo range plus other OpenTherm controls
- ✓ LPG conversion kits available for most kW outputs

EASY TO INSTALL

- ✓ Honeywell gas valve
- ✓ Built in frost protection
- ✓ Ideal System Filter included in the box
- ✓ Designed, developed and made in the UK
- ✓ 10 year warranty as standard
- ✓ Wiring centre can accommodate a variety of cable thicknesses including 5-core cable with simple screw bridge clamps for fixation
- ✓ Low boiler lift weight of 26.1kg
- ✓ Compact cupboard fit
- ✓ Stand off kit options with and without pipes
- ✓ Wide range of flueing options
- ✓ Preformed copper tails
- ✓ Pre-wired mains lead
- ✓ Safety valve outlet pipe included
- ✓ Fixed flue turret seal to prevent dislodgement during fitting
- ✓ Compression fitting now included for PRV outlet
- ✓ QR codes linked to 'how to' videos in the instruction manual



EASY TO SERVICE AND MAINTAIN

- ✓ Pressure relief valve (PRV)
- ✓ Single dual-purpose spark and detection electrode
- ✓ Fully serviceable from the front

LOGIC MAX HEAT

BOILER 12 15 18 24 30 kW



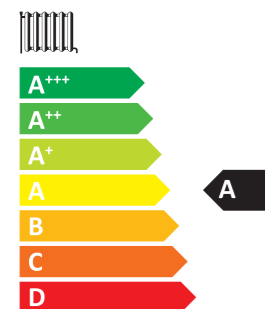
Scan me for full technical specification

The Ideal Logic Max Heat Only boiler is a dependable and user friendly model. This is the ideal choice for your next boiler installation, with features including a low lift weight, easy-to-use digital display and high quality Ideal System Filter.

10 YEARS WARRANTY*

KEY FEATURES

- ✓ Reduced running costs due to class leading efficiency
- ✓ Direct rear flue option
- ✓ Halo Heat & System compatible
- ✓ Ideal System Filter included in the box



**TOP
SYSTEM
CONNECTIONS**



EASY TO SERVICE AND MAINTAIN

- ✓ Fully serviceable from the front
- ✓ Single dual-purpose spark and detection electrode
- ✓ Easier servicing due to the reduced number of gas connections

EASY TO INSTALL

- ✓ Honeywell gas valve
- ✓ Built in frost protection
- ✓ Ideal System Filter included in the box
- ✓ Designed, developed and made in the UK
- ✓ 10 year warranty as standard
- ✓ Compact cupboard fit
- ✓ Stand-off kit
- ✓ Wide range of flueing options
- ✓ Direct 80mm diameter rear flue option
- ✓ Top system connections
- ✓ Wiring centre can accommodate a variety of cable thicknesses including 5-core cable with simple screw bridge clamps for fixation
- ✓ QR codes linked to 'how to' videos in the instruction manual

END USER BENEFITS

- ✓ Award winning range
- ✓ Service indication
- ✓ Compatible with a range of additional controls inc. weather compensation and our Halo range plus other OpenTherm controls
- ✓ LPG conversion kits available for most kW outputs
- ✓ Large output range 12 - 30Kw
- ✓ New front cover with larger colour screen

LOGIC+

COMBI 24 30 35 kW

SYSTEM 15 18 24 30 kW

HEAT 12 15 18 24 30 kW




Scan me for full technical specification

The Logic+ has received Good Housekeeping Reader Recommendation for eight years in a row.


7 YEARS WARRANTY*

KEY FEATURES

- ✓ Reduced running costs due to class leading efficiency
- ✓ Compact cupboard fit
- ✓ Low lift weight
- ✓ Large output range
- ✓ Halo Compatible
- ✓ Large colour screen and simple user interface
- ✓ Compression fitting included *Combi *System



AWARD WINNING BOILER



VOGUE MAX COMBI

BOILER 26 32 40 kW



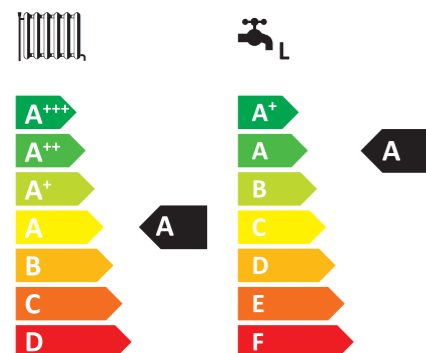
Scan me for full technical specification

Our Vogue Max Combi boiler is simple to install and service, coming equipped with an Ideal System Filter to provide a model that's efficient, easy to use and packed with features.


12 YEARS WARRANTY*

KEY FEATURES

- ✓ Premium components
- ✓ Up to 40kW output
- ✓ Easy to use full colour display
- ✓ Quick installation - single piece unit & low lift weight



STAINLESS STEEL HEAT EXCHANGER



PREMIUM QUALITY COMPONENTS

- ✓ Hydrobloc incorporating a 24V stepper for enhanced reliability
- ✓ Large 10 litre expansion vessel
- ✓ Stainless steel heat exchanger
- ✓ Low energy modulating Grundfos pump
- ✓ 24V gas valve

EASY TO INSTALL AND SERVICE

- ✓ 10 year warranty as standard
- ✓ Designed, developed and made in the UK
- ✓ Ideal System Filter included in the box
- ✓ Low boiler lift weight
- ✓ Large 10 litre expansion vessel
- ✓ LPG conversions available on all outputs
- ✓ Pre-wired mains lead (2m)
- ✓ Control box with push-in cable clamps
- ✓ Up to 7:1 modulation
- ✓ Detailed installer menu
- ✓ Preformed copper tails
- ✓ Built in filling loop
- ✓ PRV outlet pipe included
- ✓ Wide range of flueing options

USER BENEFITS

- ✓ Which? User recommended
- ✓ Peace of mind with support 364 days a year
- ✓ Stylish aesthetics with full width door complete with damped opening
- ✓ Compatible with our Halo controls for increased efficiency and comfort
- ✓ Backlit 3.5" LCD full colour screen
- ✓ Multi-function buttons for simplified end user operation
- ✓ Helpful reminder service indication
- ✓ Rotary controls for easier user operation
- ✓ Easy to read pressure gauge
- ✓ Built in Frost Protection

VOGUE MAX SYSTEM

BOILER 15 18 26 32 kW



Scan me for full technical specification

The Ideal Vogue Max System Boiler provides efficient and reliable heating, engineered with a compact cupboard fit and finished in a stylish design

12 YEARS WARRANTY*


KEY FEATURES

- ✓ Up to 32kW output
- ✓ Premium components
- ✓ Halo Heat & System compatible
- ✓ Ideal System Filter included in the box
- ✓ Easy to use full colour display



COLOUR

EASY TO USE FULL COLOUR DISPLAY



EASY TO INSTALL AND SERVICE

- ✓ 10 year warranty as standard
- ✓ Designed, developed and made in the UK
- ✓ Ideal System Filter included in the box
- ✓ Low boiler lift weight
- ✓ Large 10 litre expansion vessel
- ✓ LPG conversions available on all outputs
- ✓ Pre-wired mains lead (2m)
- ✓ Control box with push-in cable clamps
- ✓ Up to 5:1 modulation
- ✓ Detailed installer menu
- ✓ Preformed copper tails
- ✓ PRV outlet pipe included
- ✓ Wide range of flueing options

USER BENEFITS

- ✓ Which? User recommended
- ✓ Stylish aesthetics with full width door complete with damped opening
- ✓ Compatible with our Halo controls for increased efficiency and comfort
- ✓ Backlit 3.5" LCD full colour screen
- ✓ Multi-function buttons for simplified end user operation
- ✓ Easy to read pressure gauge
- ✓ Built in Frost Protection

PREMIUM QUALITY COMPONENTS

- ✓ Large 10 litre expansion vessel
- ✓ Stainless steel heat exchanger
- ✓ Low energy modulating Grundfos pump
- ✓ 24V gas valve

VOGUE

COMBI 26 32 40 kW

SYSTEM 15 18 26 32 kW



Scan me for full technical specification

BEST IN CLASS

The Vogue provides stylish aesthetics and premium components combined with an 8 year warranty. With an easy to use colour screen, high outputs of up to 40kW (combi) and a quality stainless steel heat exchanger it is truly a premium boiler.

8 YEARS WARRANTY*

KEY FEATURES

- ✓ Premium components
- ✓ Up to 32kW output *System
- ✓ Up to 40kW output *Combi
- ✓ Halo Compatible
- ✓ Large colour screen and simple user interface
- ✓ Designed, developed and made in the UK



A

EFFICIENCY RATING



IDEAL THERMSTORE INDIRECT CYLINDER

BOILER CYLINDER 180 210 250 300 400 kW



Scan me for full technical specification

The Ideal Thermstore range of stainless steel unvented indirect cylinders are manufactured to the highest standards. The range features 8 models and 2 years parts and labour warranty so you can be sure the Thermstore combines the twin demands of excellent product quality and outstanding value.

STANDARD APPLIANCE

- > Hot water draw off 22mm compression
- > Temperature and pressure relief valve 92-9°C/6 bar
- > Hot water secondary return 22mm (not fitted to cylinders below 210 litres)
- > Immersion heater 1¾" BSP 3kW
- > Cold supply 22mm compression
- > Dual control/overheat thermostat pocket
- > Boiler control sensor pocket (spare)
- > Primary flow 22mm compression (28mm tails for 400 litre model only)
- > Primary return 22mm compression (28mm tails for 400 litre model only)

STANDARD APPLIANCE COMPONENTS

- > Combination inlet group incorporating pressure reducing valve, strainer, check valve, balanced cold take off point, expansion relief valve and expansion vessel connection points
- > Potable expansion vessels complete with flexible hose and wall bracket
- > Tundish
- > Dual control thermostat and combined overheat thermostat
- > Two port 22mm zone valve for primary circuit
- > Wiring junction box for primary system



IDEAL THERMSTORE PRE PLUMBED S

BOILER CYLINDER 120 150 180 210 250 300 kW




Scan me for full technical specification

Our range of pre-plumbed cylinders have been created specifically for the new build market. They offer a 'plug and play' solution which reduces installation time and standardises plumbing configuration across multiple dwelling sites. It offers a 2 year parts warranty and 25 year vessel warranty.

STANDARD APPLIANCE

- > Hot water draw off (22mm), including elbow
- > 22mm cold supply
- > Combination inlet group incorporating pressure reducing valve, strainer, check valve, balance cold take off point, expansion relief valve and expansion vessel connection points.
- > Pressure and temperature relief valve 89 - 96°C/6 bar
- > Connection for heating expansion relief valve
- > Tundish
- > Hot water secondary return 22mm
- > Cold feed assembly
- > Immersion heater 1¾" BSP 3kW

- > Wiring junction box
- > Manifold assembly
- > Central heating zone 1 (22mm)
- > Central heating zone 2 (22mm)
- > Boiler flow (28mm)
- > Dual control/overheat stat (22mm)
- > Drain valve
- > Connection for heating expansion vessel
- > Central heating return (22mm)
- > Boiler return (28mm)
- > Filling loop
- > Manual air vent
- > Hot water zone valve
- > System pressure operated bypass
- > Balancing valve



IDEAL THERMSTORE PRE PLUMBED H




Scan me for full technical specification

CYLINDER 120 150 180 210 250 300 kW

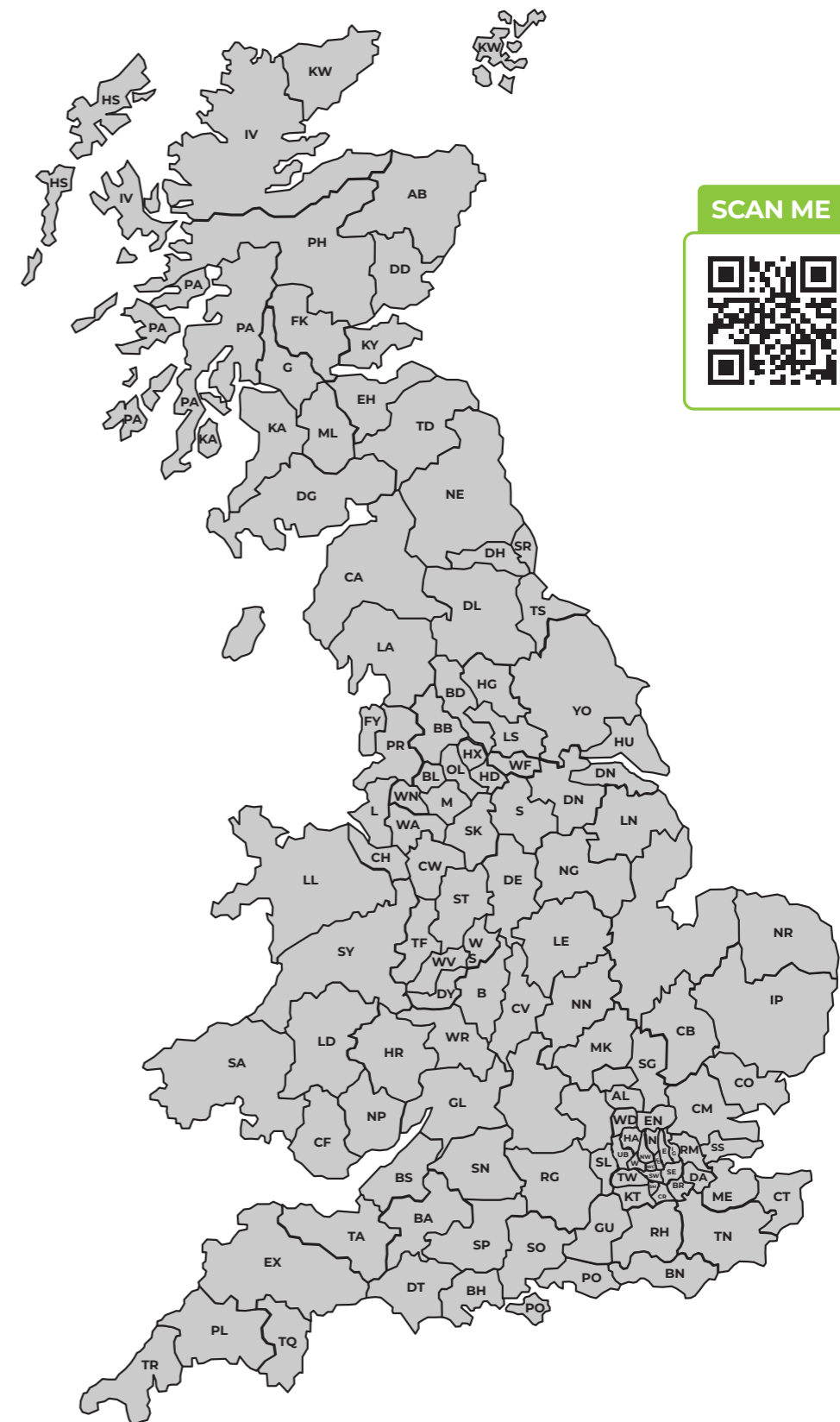
Our range of pre-plumbed cylinders have been created specifically for the new build market. They offer a 'plug and play' solution which reduces installation time and standardises plumbing configuration across multiple dwelling sites.

STANDARD APPLIANCE

- > Hot water draw off (22mm), including elbow
- > 22mm cold supply
- > Combination inlet group incorporating pressure reducing valve, strainer, check valve, balance cold take off point, expansion relief valve and expansion vessel connection points.
- > Pressure and temperature relief valve 89 - 96°C/6 bar
- > Connection for heating expansion relief valve
- > Tundish
- > Hot water secondary return 22mm
- > Cold feed assembly
- > Immersion heater 13/4" BSP 3kW
- > Wiring junction box
- > Manifold assembly
- > Central heating zone 1 (22mm)
- > Central heating zone 2 (22mm)
- > Boiler flow (28mm)
- > Dual control/overheat stat (22mm)
- > Drain valve
- > Connection for heating expansion vessel
- > Central heating return (28mm)
- > Boiler return
- > Filling loop
- > Manual air vent
- > Hot water zone valve
- > System pressure operated bypass
- > Balancing valve
- > Low energy consumption circulation pump



FIND YOUR LOCAL AREA SALES MANAGER



HALO

THE IDEAL CONTROL

RF

ZIGBEE RF

Designed specifically to work with any Logic or Vogue boiler range, Ideal Halo RF is a wireless programmable room thermostat that provides simple and easy heating control.

*Halo RF extension to Wi-Fi for an additional fee.



WI-FI

The Ideal Halo Wi-Fi is an internet connected wireless programmable room thermostat, Halo Wi-Fi comes with the same benefits as the Halo RF, but with the addition of app-controlled heating. This includes Geolocation, which gives your customer full control of their heating through their phone or device.



2 ZONE

The Ideal Halo 2-Zone extension kit is an add-on kit for both Halo RF and Halo Wi-Fi offering full modulation on both heating zones.

NO HARDWIRING REQUIRED!

The Halo Combi range can be installed in 4 minutes from start to finish, simply Plug, Pair and Play - no hardwiring is required.



NO ADDITIONAL CABLE REQUIRED IF PERMANENT LIVE (PL) IS MISSING

When replacing existing Heat only boilers, it is not uncommon to find there is no Permanent Live available at the boiler.

The innovative Halo wiring centre, supplied with the Halo Heat & System range of controls, communicates with the Ideal boiler wirelessly using Opentherm, meaning the existing Switch Live (SL) can be re-purposed as a Permanent Live, alleviating the need to run additional cables.



HALO RF & WI-FI

PART NO.	COMBI	HEAT	SYSTEM
222140 (RF)	✓	✗	✗
222142 (Wi-Fi)	✓	✗	✗
222141 (RF)	✗	✓	✓
222143 (Wi-Fi)	✗	✓	✓

HALO LITE OPENTHERM (WIRED THERMOSTAT)

PART NO.	COMBI	HEAT	SYSTEM
221528	✓	✗	✗

HALO LITE RF

PART NO.	COMBI	HEAT	SYSTEM
237423	✓	✗	✗

HALO 2-ZONE EXTENSION KIT

PART NO.	COMBI	HEAT	SYSTEM
222144	✓	✗	✗
222145	✗	✓	✓

HALO ACCESSORIES

PART NO.	COMBI	HEAT	SYSTEM
Halo smart interface bracket 227156	✓	✗	✗
Halo zigbee booster 221132	✓	✓	✓

HALO COMBI WI-FI



The Ideal Halo Combi Wi-Fi is an internet connected wireless programmable room thermostat designed to work specifically with your Ideal Boiler.

Halo Wi-Fi allows heating control anytime, anywhere through the flexible and intuitive Halo app. With features such as geolocation and compatibility with smart home assistants such as Amazon Alexa and Google Home Halo provides smart, intelligent heating control.

KEY FEATURES

- ✓ 2 year warranty*
- ✓ Large, clear, colour screen
- ✓ Smart home compatible - control your heating with Amazon Alexa or Google Home
- ✓ Designed specifically to work with Ideal boilers
- ✓ Simple dial and button interface
- ✓ Geolocation for lifestyle based heating
- ✓ Easy app set up walk through to get started

HALO HEAT & SYSTEM WI-FI



Halo Heat & System Wi-Fi is engineered specifically to work with Ideal boilers and allows flexible control of heating and hot water with the intuitive Halo app, which can be connected through smart home devices like Amazon Alexa and Google Home.

It's simple to install - with up to 50% lesswires needed and clear colour coded and fully labelled connections on the Smart Wiring Centre - as well as being straightforward for everyone to use, no matter where they are.

KEY FEATURES

- ✓ 2 year warranty*
- ✓ Large, clear, colour screen
- ✓ Smart home compatible - control your heating with Amazon Alexa or Google Home
- ✓ Designed specifically to work with Ideal boilers
- ✓ Simple dial and button interface
- ✓ Geolocation for lifestyle based heating
- ✓ Easy app set up walk through to get started

HALO COMBI RF



Compact and contemporary, Halo is designed to blend into any home. Inconspicuously mounted to the wall or discretely desktop mounted using the stand, Halo will complement a wide range of homes and interiors.

A large, clear, colour screen and intuitive dial and button interface blends ease of use with stylish aesthetics.

KEY FEATURES

- ✓ 2 year warranty*
- ✓ Load compensating control
- ✓ Compatible with Ideal Boilers
- ✓ Easy to install - Plug, Pair and Play
- ✓ Simple dial and button interface

HALO HEAT & SYSTEM RF



Halo Heat & System RF is a wireless programmable room thermostat designed specifically to work with your Ideal boiler.

Halo offers you fast, flexible and intelligent wireless technology and is packed with an abundance of features that enable simple and easy heating and hot water control.

KEY FEATURES

- ✓ 2 year warranty*
- ✓ Easy to install
- ✓ Load compensating control
- ✓ Compatible with Ideal Boilers
- ✓ Colour coded and up to 50% less wiring
- ✓ Simple dial and button interface

HALO COMBI 2-ZONE EXTENSION KIT



The Ideal Halo Combi 2-Zone extension kit is an add-on kit for Halo Combi Wi-Fi. Turn the Halo Wi-Fi into a 2-Zone system. The SmartWiring Centre replaces any existing wiring centre to minimise wall space and connects to the boiler wirelessly by a robust Zigbee signal.

With clearly marked connections for zone valves, the SmartWiring Centre helps simplify system wiring. Whilst the wireless communication keeps fully modulating control over both zones.

KEY FEATURES

- ✓ 2 year warranty*
- ✓ Wireless connection from smart wiring centre to the boiler
- ✓ Designed specifically to work with Ideal boilers
- ✓ Fully modulating through enhanced load compensation on both zones
- ✓ 2nd space heating zone control
- ✓ Clearly marked, colour coded connections make wiring simple

HALO HEAT & SYSTEM 2-ZONE EXTENSION KIT



Halo Heat & System 2-Zone Extension is a wireless programmable room thermostat designed specifically to work with Halo Heat & System Wi-Fi controlling a 2nd space heating zone.

Halo offers fast, flexible and intelligent wireless technology and is packed with an abundance of features that enable simple and easy heating and hot water control.

KEY FEATURES

- ✓ 2 year warranty*
- ✓ Wireless connection from smart wiring centre to the boiler
- ✓ Designed specifically to work with Ideal boilers
- ✓ Fully modulating through enhanced load compensation on both zones
- ✓ 2nd space heating zone control
- ✓ Clearly marked, colour coded connections make wiring simple

HALO LITE RF



The Ideal Halo Lite RF is a single zone combi programmable room thermostat designed to benefit both installers and homeowners.

Boasting a large colour screen and easy to use button and dial interface. It has been tested to ensure it is intuitive and easy to understand.

KEY FEATURES

- ✓ Compatible with HP290 Monobloc Heat Pump
- ✓ Wireless
- ✓ Simple dial and button design
- ✓ Designed with tenant input
- ✓ Service timer function
- ✓ Backlit colour screen with large text and icons
- ✓ Easy to install

HALO LITE OPENTHERM

The Ideal Halo Lite OpenTherm Wired Combi is a single zone combi programmable room thermostat designed to benefit both landlords and tenants.

Boasting a large colour screen and easy to use button and dial interface. It has been tested to ensure it is intuitive and easy to understand.

KEY FEATURES

- ✓ Wired power
- ✓ Service timer function
- ✓ Easy to install
- ✓ Backlit colour screen with large text and icons
- ✓ Simple dial and button interface



GAS CONVERSION KITS

LPG KITS FOR BOILERS

VOGUE MAX

Natural gas to LPG kit



EACH KIT COMPRISES:

- Burner injector
- Data plate labels
- Instructions

Two data plate labels are provided in the kits inclusive of a new data plate providing LPG details, and a label to retain boiler serial number identity.

KEY FEATURES

- Available for all Vogue MAX Combi and System models
- Fast & simple conversion using boiler controls and injector

PRODUCTS APPLICABLE

- Vogue MAX Combi 26, 32, 40
- Vogue MAX System 15, 18, 26, 32

PART No.	DESCRIPTION
227769	Stand-off kit with pipes Combi
227770	Stand-off kit with pipes System
229120	Stand-off kit Combi & System
234642	Secondary PRV kit

PRODUCT CODE	NG - LPG CONVERSION KITS
219118	Vogue MAX Combi 26
219119	Vogue MAX Combi 32
219120	Vogue MAX Combi 40
219121	Vogue MAX System 15
219122	Vogue MAX System 18
219123	Vogue MAX System 26
219124	Vogue MAX System 32
217081	Vogue C26
217082	Vogue C32
217083	Vogue C40
217084	Vogue S15
217085	Vogue S18
217086	Vogue S26
217087	Vogue S32

LOGIC MAX

Natural gas to LPG kit



EACH KIT COMPRISES:

- Gas valve (preset operation)
- Burner injector
- Data plate labels
- Instructions

The Gas valve is supplied preset to enable a quick and easy installation whilst ensuring the safety benefits are retained during conversion.

Multple data plate labels are provided in the kits inclusive of a new data plate providing gas details and a label to retain boiler serial number identity.

KEY FEATURES

- Available for all Logic MAX Combi range.
- Available for most Logic MAX Heat & System boilers
- Suitable for most property sizes
- Fast and simple conversion with pre-set gas valve for no product adjustment

NATURAL GAS TO LPG (PROPANE) CONVERSION KIT	PRODUCT CODE
18kW LOGIC BOILERS	233045
24kW LOGIC BOILERS	233046
30kW LOGIC BOILERS	233047
35kW LOGIC BOILERS	233048

LPG (PROPANE) TO NATURAL GAS CONVERSION KIT	PRODUCT CODE
18kW LOGIC BOILERS	182457
24kW LOGIC BOILERS	182458
30kW LOGIC BOILERS	182459
35kW LOGIC BOILERS	182460

LOGIC BOILER	UIN	CONVERSION KIT			
		18kW LPG	24kW LPG	30kW LPG	35kW LPG
		233045	233046	233047	233048
LOGIC MAX COMBI ² C24	228334		x		
LOGIC MAX COMBI ² C30	228335			x	
LOGIC MAX COMBI ² C35	228336				x
LOGIC MAX SYSTEM ² S18	228377	x			
LOGIC MAX SYSTEM ² S30	228379			x	
LOGIC MAX HEAT ² H18	228402	x			
LOGIC MAX HEAT ² H24	228403		x		
LOGIC MAX HEAT ² H30	228404			x	
LOGIC+ COMBI ² C24	228329		x		
LOGIC+ COMBI ² C30	228330			x	
LOGIC+ COMBI ² C35	228331				x
LOGIC+ SYSTEM ² S18	228369	x			
LOGIC+ SYSTEM ² S30	228371			x	
LOGIC+ HEAT ² H18	228397	x			
LOGIC+ HEAT ² H24	228398		x		
LOGIC+ HEAT ² H30	228399			x	

CONVERSION KIT CONTENTS

Each kit comprises:

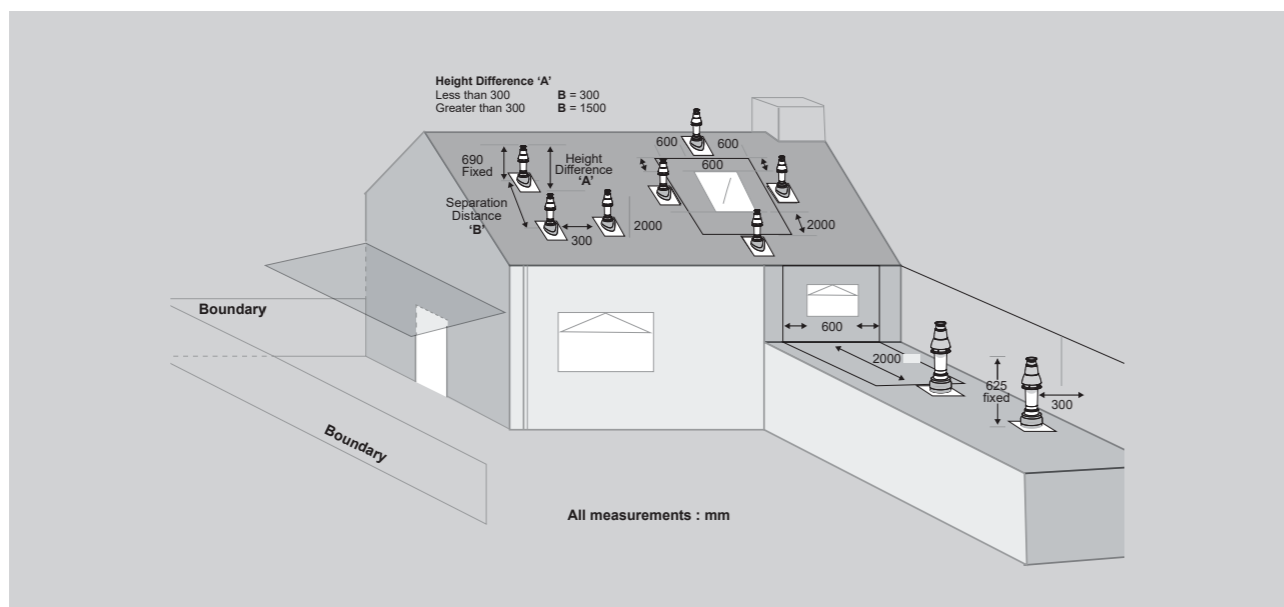
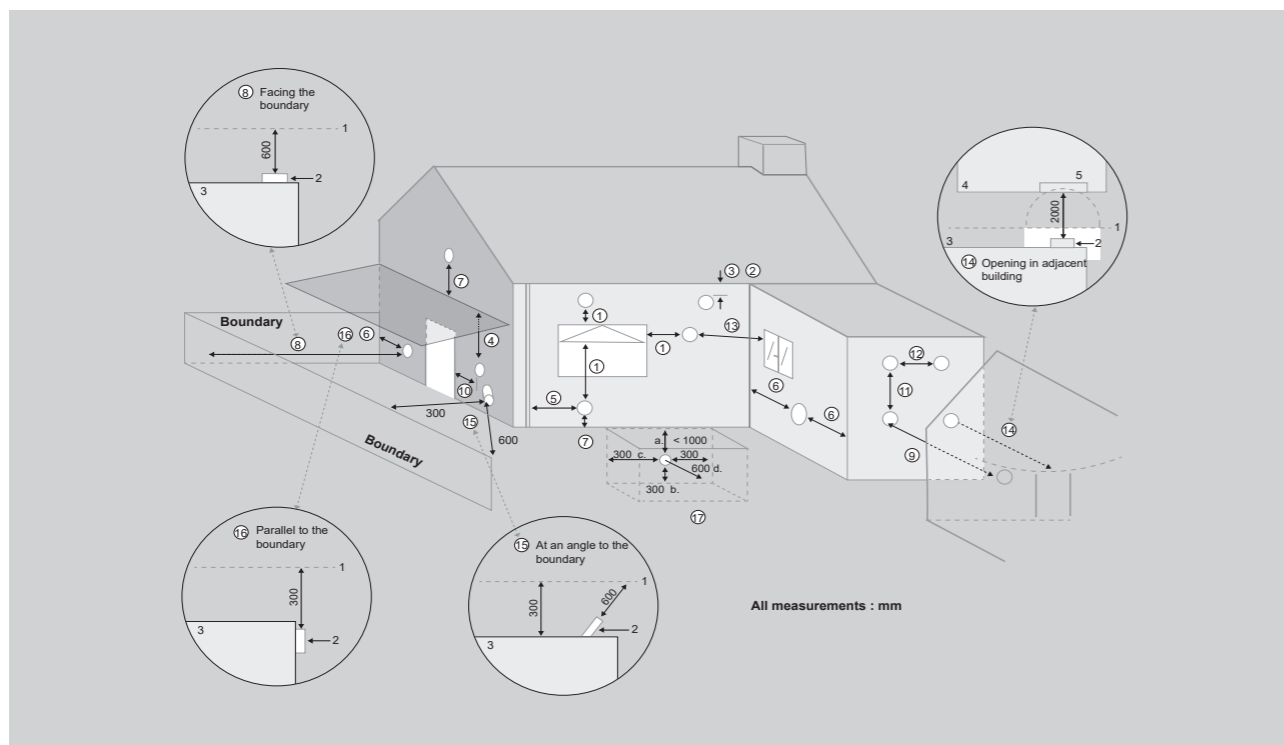
- Gas valve (preset operation)
- Burner injector
- Data plate labels
- Instructions

The Gas valve is supplied preset to enable a quick and easy installation whilst ensuring the safety benefits are retained during conversion.

Multple data plate labels are provided in the kits inclusive of a new data plate providing gas details and a label to retain boiler serial number identity.

BOILER FLUE SITING

There are a substantial number of flue options available with the Ideal ranges, giving excellent siting flexibility for almost all applications. The range of options include standard and telescopic flues as well as roof flue and powered vertical flue options. To ensure siting issues are kept to a minimum, High Level Flue Outlet kit options and Flue Deflector kits are available.



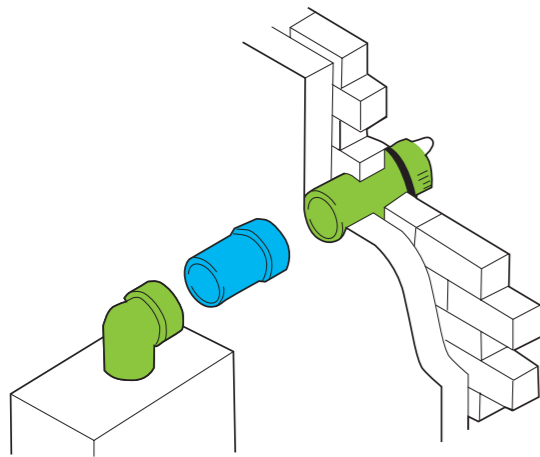
FLUE TERMINAL POSITION

MIN. SPACING

1. Directly below, above or alongside an opening. 300 mm	300mm
2. Below guttering, drain pipes or soil pipes.	75mm 25mm*
3. Below eaves.	200mm 25mm*
4. Below balconies or car port roof.	200mm 25mm*
5. From vertical drain pipes or soil pipes.	150mm 25mm*
6. From an internal or external corner or to a boundary alongside the terminal.	300mm 25mm*
7. Above ground, roof or balcony level.	300mm
8. From a surface or a boundary facing a terminal.	600mm
9. From a terminal facing a terminal.	1200mm
10. From an opening in a car port into dwelling.	1200mm
11. Vertically from a terminal on the same wall.	1500mm
12. Horizontally from a terminal wall.	300mm
13. Horizontally from an adjacent window	600mm
14. Facing an opening into an adjacent building	2000mm
15. At an angle to the boundary	300mm 600mm
16. Parallel to a boundary	300mm
17. Below ground level - open light well	a) Below ground b) Above floor level c) From side d) From facing surface
	<1,000 mm 300mm 300mm 600mm

BOILER FLUE CONFIGURATIONS

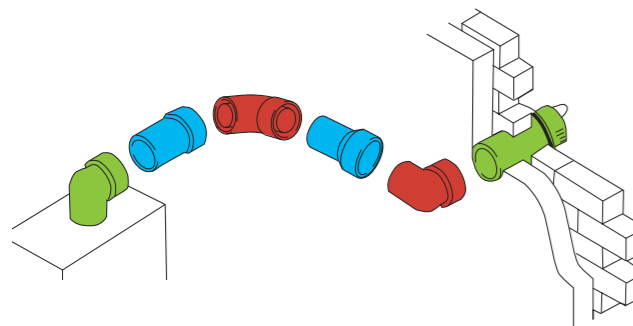
HORIZONTAL CONCENTRIC 100MM DIAMETER



FLUE	PART NO.
Horizontal flue non-telescopic 0.6m	208171
Flue extension 1m with bracket	203129

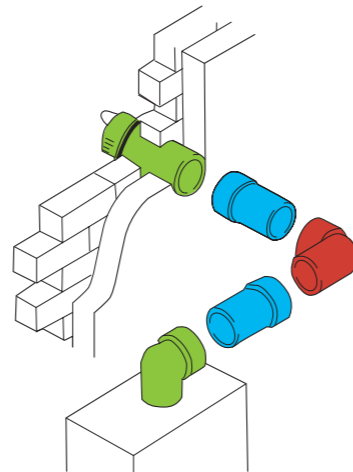
ALTERNATIVE FLUE TERMINALS	PART NO.
Horizontal flue telescopic 0.5m	208169
Horizontal flue telescopic 0.7m	208174
Horizontal flue non-telescopic 0.8m	217442

HORIZONTAL FLUE WITH 2 X 90° BEND



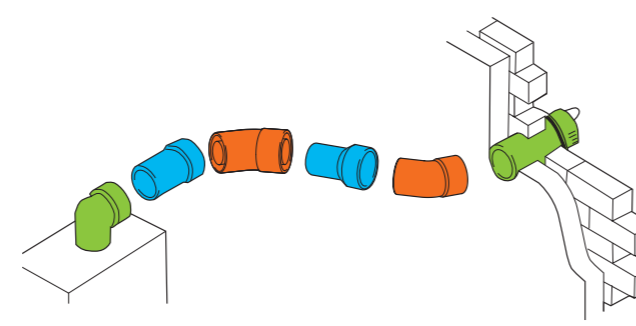
FLUE	PART NO.
Horizontal flue non-telescopic 0.6m	208171
Flue extension 1m with bracket	203129
Flue bend 90°	203130

HORIZONTAL FLUE WITH 1 X 90° BEND



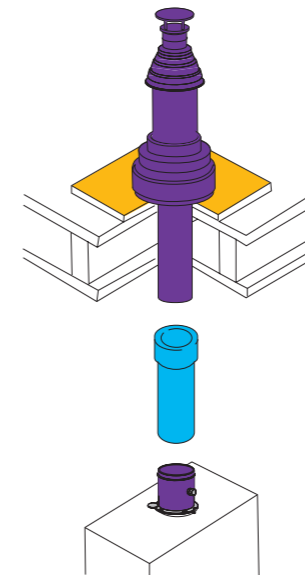
FLUE	PART NO.
Horizontal flue non-telescopic 0.6m	208171
Flue extension 1m with bracket	203129
Flue bend 90°	203130

HORIZONTAL FLUE WITH 2 X 45° BEND



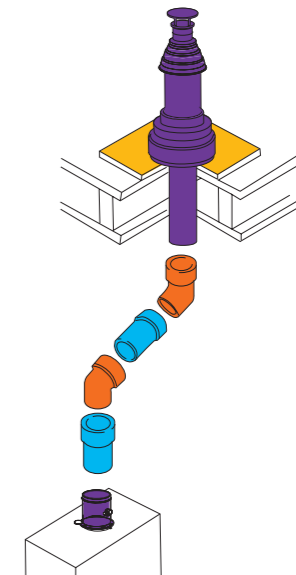
FLUE	PART NO.
Horizontal flue non-telescopic 0.6m	208171
Flue extension 1m with bracket	203129
Flue bend 45° pair	203131

VERTICAL FLUE SYSTEM



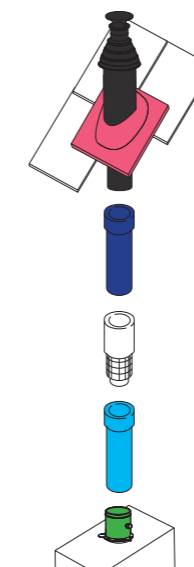
FLUE	PART NO.
Vertical flue terminal and connector	211039
Flue extension 1m with bracket	203129
Flat roof weather collar	152259

ROOF FLUE SYSTEM WITH 2 X 45° BEND



FLUE	PART NO.
Vertical flue terminal and connector	211039
Flue extension 1m with bracket	203129
Flue elbow 45° pair (Ø60/100)	203131
Flat roof weather collar	152259

VERTICAL FLUE WITH LOFT AIR INLET

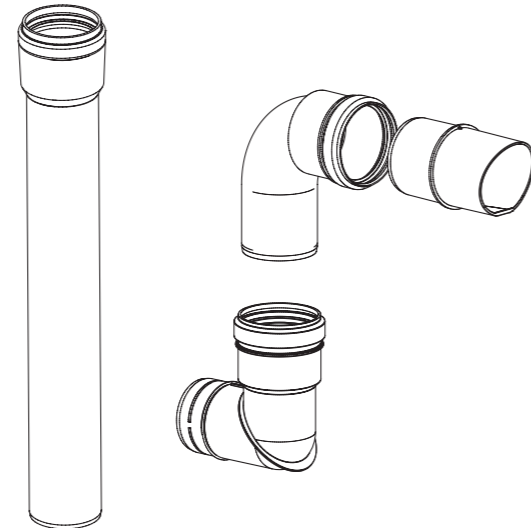


FLUE	PART NO.
Air inlet for vertical flue	203136
Flue vertical connector	208175
Vertical flue terminal	203134
Weather collar pitched roof	152258
Flue extension 1m with bracket	203129
Flue extension 1m pair (Ø80mm)	203142

HIGH LEVEL FLUE OUTLET KIT

These easy to install kits allow the boiler flue outlet to be extended external to the building, upwards to provide a flue exit at high level, overcoming problems associated with plume emission. The kit is simple to retrofit if necessary.

An external 60mm diameter flue leads from the boiler terminal (which includes a 90° bend at the flue exit) to terminate with a 90° bend complete with grille. Push fit 1m extension pipes are used as required, and the fixing clips supplied support the system from the wall. Both 90° and 45° bend are available to provide routing options.



The kit comprises:

- 1 x Flue bend
- 1 x 60mm flue exit bend
- 1 x 60mm horizontal flue exit
- 1 x 60mm x 500mm flue extension pipe

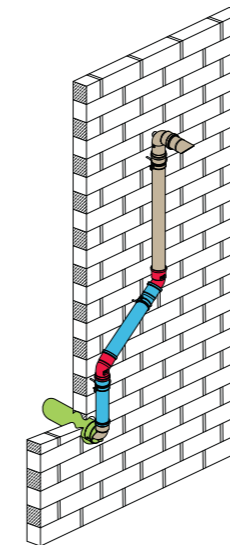
This kit is for use with horizontal non-telescopic and telescopic flue kits 208169, 208171, 208174 and 217442.

The standard terminal nose is replaced with the high level terminal.

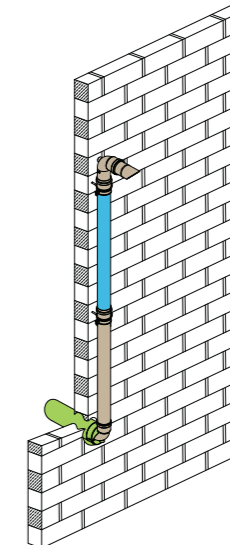
FLUE	IDEAL PART NO.
Horizontal flue non-telescopic 0.6m	208171
High level flue outlet kit (Ø60mm)	208178
Flue extension 1m for high level flue outlet (Ø60mm)	203228
High level flue bend 90° (Ø60mm)	203229
High level flue bend 45° (Ø60mm)	203230

Diagram representative only

NOTE: Please refer to the installation and service manual for assistance in calculating flue lengths. Adequate support must be provided for the flue in accordance with the installation instructions. If additional elbows to those supplied in the High Level Flue Outlet kit are used, deduct the following resistances (metres) from the maximum boiler flue length.

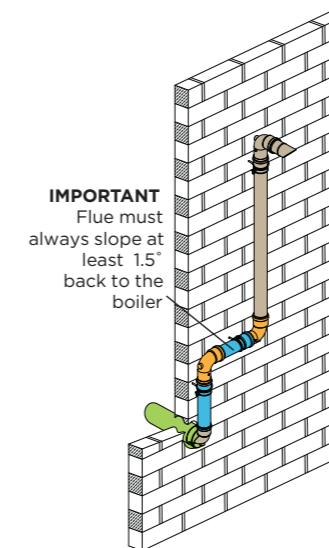


45° Left or Right



Vertical

Horizontal Left or Right

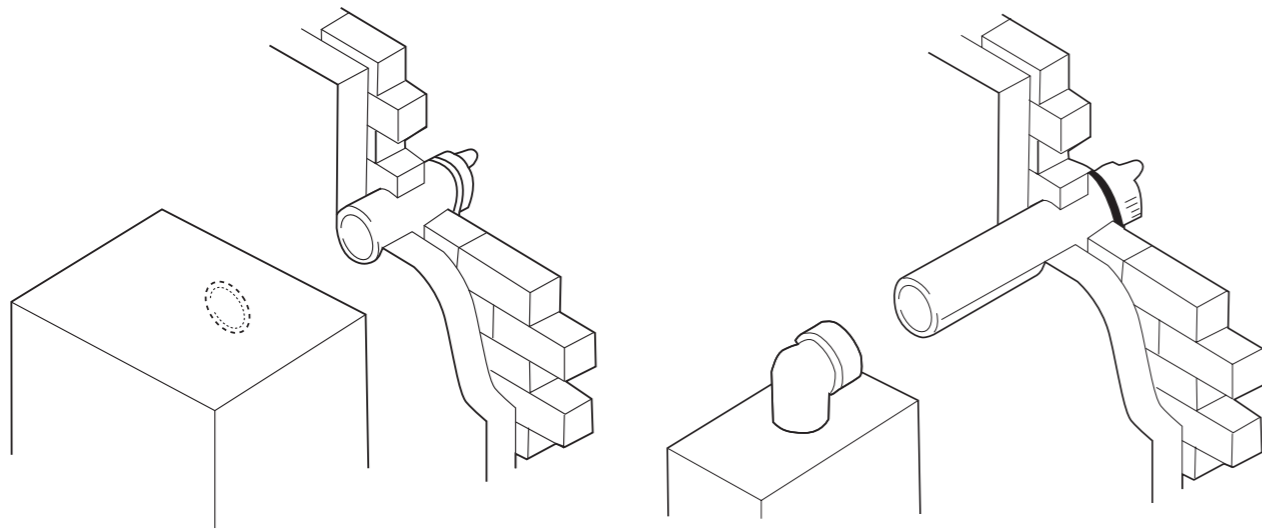


RESISTANCE	METRES
90° elbow	1.4
45° elbow (pair)	1.25

NOTE: If additional elbows to those supplied in the High Level Flue Outlet kit are used, deduct the following resistances (metres) from the maximum boiler flue length.

BOILER REAR FLUE & HIGH RISE FLUE OPTIONS

The Logic MAX Heat and Logic+ Heat both come with an optional rear flue outlet which means it can be installed directly behind the boiler rather than on top of it.



REAR OUTLET FLUE TERMINAL (55/80) - 80MM

FLUE	PART NO.
Rear outlet flue outlet kit (55/80)	205990

NOTE: Length is wall thickness. Minimum wall thickness permissible is 115mm. No extensions are permitted.

FLUEING ACCESSORIES	PART NO.
Flue finishing kit (55/80)	206151

LOGIC HEAT ONLY	PART NO.
High level outlet kit (55/80)	205989

NOTE: Please refer to the installation and service manual for assistance in calculating flue lengths. For 1m extension and elbows use standard parts 203228/9 & 30.

HIGH RISE FLUE KIT

FLUE	PART NO.
Horizontal high rise flue (0.6m long)	223629
Horizontal high rise flue (1m long)	224701
Flue extension (1m) high rise	224702
Balcony kit high rise	224703

NOTE: Similar to 208171 but with an aluminium flue duct and unpainted air duct to comply with the revised Building Regulations for buildings over 18m high.

FLUE OPTIONS

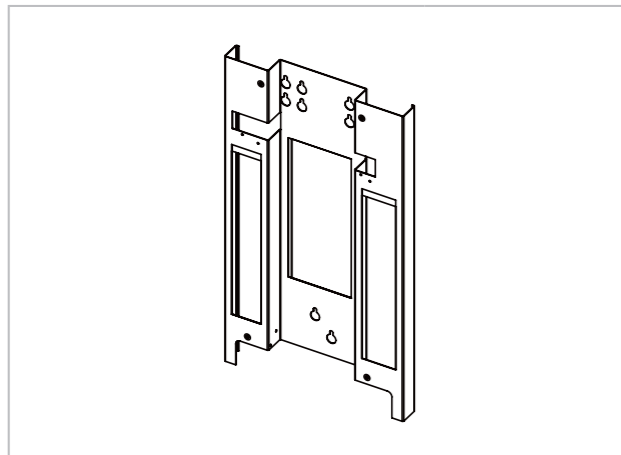
When Building Regulations direct that combustible materials must not be used in the external walls of high-rise residential buildings, our high rise flues with an inner aluminium flue duct should be used.

<p>Horizontal flue non-telescopic 0.6m (181-556mm)</p> <p>Ideal part no. 208171</p>	<p>Horizontal flue non-telescopic 0.8m (601-816mm)</p> <p>Ideal part no. 217442</p>	<p>Horizontal flue telescopic 0.5m (286-484mm)</p> <p>Ideal part no. 208169</p>	<p>Horizontal flue telescopic 0.7m (526-741mm)</p> <p>Ideal part no. 208174</p>		
<p>Horizontal flue rear outlet Heat (Ø55/80mm)</p> <p>Ideal part no. 205990</p>	<p>Flue extension with bracket 0.5m, 1m or 2m</p> <p>Ideal part no. 0.5m 211037 1m 203129 2m 211038</p>	<p>Raised horizontal flue kit</p> <p>NOTE: A 1 metre vertical pipe is supplied as standard. Both horizontal and vertical lengths can be extended.</p> <p>Ideal part no. 208290</p>	<p>Balcony flue kit</p> <p>Ideal part no. 208177</p>		
<p>Soffit flue kit</p> <p>Ideal part no. 211302</p>	<p>Flue bend 90°</p> <p>Ideal part no. 203130</p>	<p>Flue bend 45° pair</p> <p>Ideal part no. 203131</p>	<p>Flue deflector (Ø 60mm)</p> <p>Ideal part no. 208176</p>	<p>Vertical flue terminal and connector (Ø60/100mm)</p> <p>Ideal part no. 211039</p>	
<p>Vertical flue terminal (Ø60/100mm)</p> <p>Ideal part no. 203132</p>	<p>Vertical flue connector (Ø60/100mm)</p> <p>Ideal part no. 208175</p>	<p>Vertical flue terminal extension (Ø60/100mm)</p> <p>Ideal part no. 210803</p>	<p>Vertical flue loft air inlet (Ø80mm outlet)</p> <p>Ideal part no. 203136</p>	<p>Flue extension 1m pair (Ø80mm)</p> <p>Ideal part no. 203142</p>	<p>Vertical flue terminal (Ø80mm connection)</p> <p>Ideal part no. 203134</p>
<p>Weather collar pitched roof</p> <p>Ideal part no. 152258</p>	<p>Weather collar flat roof</p> <p>Ideal part no. 152259</p>	<p>High level flue outlet kit (Ø60mm)</p> <p>Ideal part no. 208178</p>	<p>Flue extension 1m for high level flue outlet (Ø60mm)</p> <p>Ideal part no. 203228</p>	<p>High level flue bend 90° (Ø60mm)</p> <p>Ideal part no. 90° 203229 45° 203230</p>	<p>High level flue outlet kit for Heat rear outlet</p> <p>Ideal part no. 205989</p>
<p>Adjustable flue bracket</p> <p>Ideal part no. Ø100 205247 Ø80 205028</p>	<p>Flue finishing kit (Ø100/80mm)</p> <p>Ideal part no. Ø100 155988 Ø80 206151</p>	<p>RS terminal replacement wall plate</p> <p>Ideal part no. System 211328 Combi 206164</p>	<p>Flue securing screws</p> <p>Ideal part no. 205024</p>	<p>Timber frame wall tube 0.4m</p> <p>Ideal part no. 229130</p>	<p>Timber frame wall plates</p> <p>Ideal part no. 229128</p>

BOILER INSTALLATION ACCESSORIES

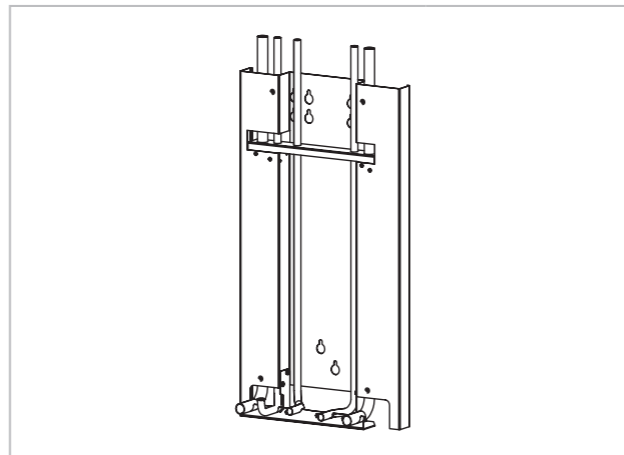
Our range of installation accessories are widely available due to our excellent distribution network. Our installation accessories include a range of brackets and stand off kits as well as a range of kits to help you deal with any situation.

STAND OFF KIT



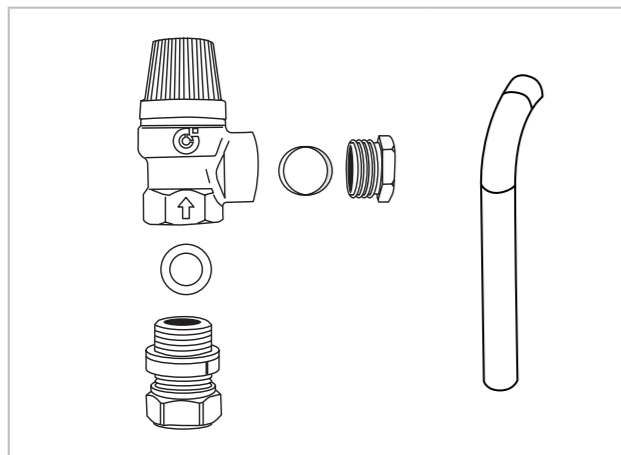
INSTALLATION ACCESSORY	PART NO.
Stand-off kit Combi ² and System ²	229120
Stand-off kit Heat ²	206153

STAND OFF KIT WITH PIPES



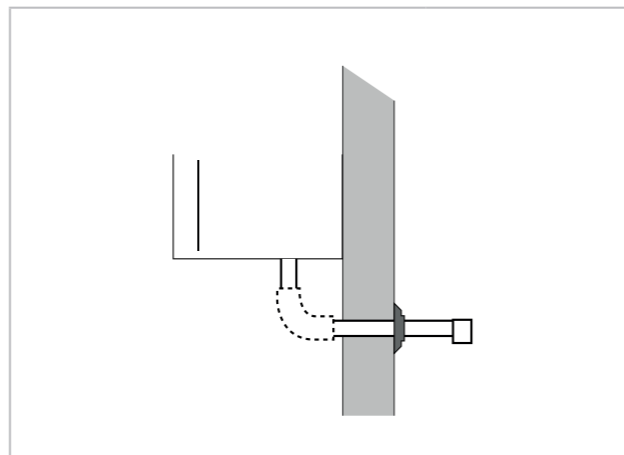
INSTALLATION ACCESSORY	PART NO.
Stand-off kit with pipes Combi ²	227769
Stand-off kit with pipes System ²	227770

SECONDARY PRESSURE RELIEF VALVE KIT



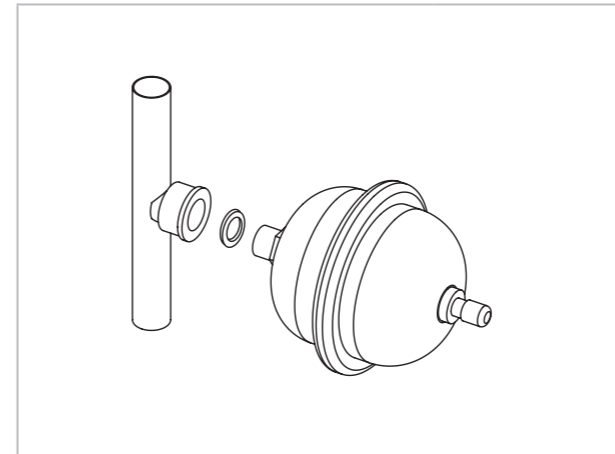
INSTALLATION ACCESSORY	PART NO.
Secondary pressure relief valve	234642

PRV OUTLET PIPE



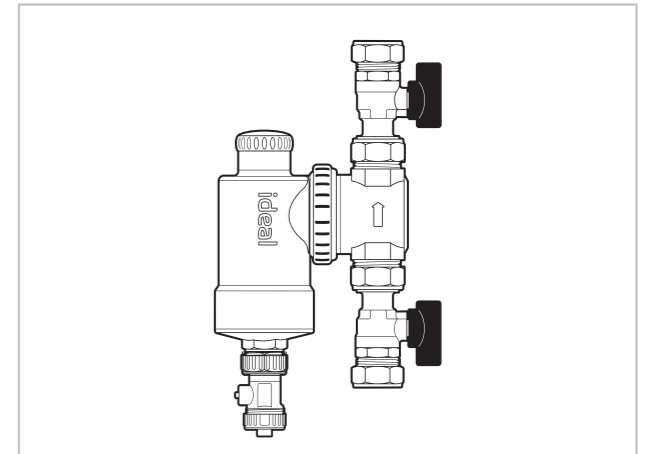
INSTALLATION ACCESSORY	PART NO.
PRV outlet pipe	205126

DHW EXPANSION VESSEL KIT



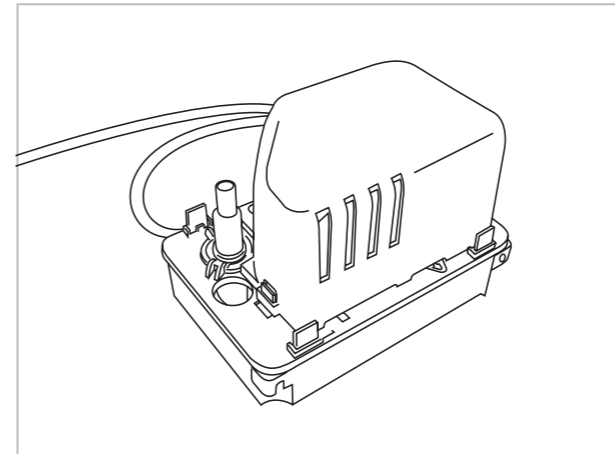
INSTALLATION ACCESSORY	PART NO.
DHW expansion vessel	205419

IDEAL SYSTEM FILTER



INSTALLATION ACCESSORY	PART NO.
Ideal system filter	236531
Flushing adaptor for system filter	237010
Camlock Magnalense adaptors	237516

CONDENSATE PUMP KIT



INSTALLATION ACCESSORY	PART NO.
Condensate pump kit	159991

ENERGY EFFICIENCY

WHAT IS ERP?

- > ErP is a regulation put in place by the European Union to increase the visibility of the efficiency and performance of heating and hot water products, allowing you to be aware of the impact of your purchases.
- > Efficiency isn't something you need to worry about when choosing Ideal Heating, as all of our boilers achieve band A levels of efficiency, helping you to reduce your energy bills and carbon footprint.

ALL OF OUR BOILERS
ACHIEVE BAND A ERP
RATING OF AT LEAST

92%

WHAT IS BOILER PLUS?

- > Boiler Plus is a Government regulation that was implemented in 2018, to improve energy efficiency in homes in England.
- > Boiler Plus regulations only apply to replacement boilers being installed, so you don't need to worry about bringing your existing boiler up to standards.
- > If you're fitting a replacement boiler the good news is that Ideal Heating has everything you need to comply, with all of our boilers achieving at least 92% ErP rating as standard, and a whole range of controls to suit your customers' needs!

“We have the knowledge, experience and skills to play our part in ensuring the nation achieves its **Net Zero** targets and so our customers have the best and most advanced solutions for heating and hot water, whatever their needs and requirements.”



SHAUN EDWARDS
CEO

'EXPERTS TOGETHER' PRODUCT MATRIX

As you probably already know, we are the UK's experts in domestic heating and Gledhill are the UK's experts in hot water cylinders.

IDEAL HEATING & GLEDHILL EXPERTS TOGETHER PRODUCT MATRIX								
 EXPERTS TOGETHER 		    						
		Stainlesslite Plus Indirect		Stainlesslite Pre-plumbed Indirect	Stainlesslite System Plus Indirect	Stainlesslite System Ready Indirect		
		Standard	Slimline	For Heat Boilers	For System Boilers, 2 Heating Zones	For System Boilers, 1 Heating Zone		
	VOGUE MAX SYSTEM	✓	✓	✗	✓	✓	✓	
	VOGUE SYSTEM	✓	✓	✗	✓	✓	✓	
	LOGIC MAX SYSTEM	✓	✓	✗	✓	✓	✓	
	LOGIC MAX HEAT	✓	✓	✓	✗	✗	✗	
	LOGIC+ SYSTEM	✓	✓	✗	✓	✓	✓	
	LOGIC+ HEAT	✓	✓	✓	✗	✗	✗	

VOGUE MAX COMBI

BOILER MODEL	VOGUE MAX COMBI			
	26	32	40	
PRODUCT CODE	218856	218857	218858	
SIZE	Height (mm)	740	740	740
	Width (mm)	445	445	445
	Depth (mm)	330	330	330
	Packaged weight (kg)	40.1	41.4	43.4
	Installation weight (kg)	32.4	33.8	35.4
PERFORMANCE	CH output (kW) Min/Max mean 70°C	3.7-18.0	4.6-26.0	5.7-32.0
	CH output (kW) Min/Max mean 40°C	4.0-19.3	4.9-27.9	6.1-34.3
	DHW output (kW) Max	26	32	40
	DHW flow rate l/min, 35°C rise	10.6	13.1	16.4
	SEDBUK (2005) %	91.0	91.1	91.0
	SEDBUK (2009/2012) %	89.1	89.2	89.1
	NOx Classification	6	6	6
	Optional LPG kit	Yes	Yes	Yes
CONSTRUCTION	Heat exchanger material	Stainless steel	Stainless steel	Stainless steel
	Burner type	Pre-mix with cool burner door		
	Fully modulating output	7:1	7:1	7:1
	DHW plate heat exchanger	Yes	Yes	Yes
	Integrated hydrobloc	Yes	Yes	Yes
	INSTALLATION	Suitable for sealed systems	Yes	Yes
Suitable for open-vent systems		No	No	No
Filling loop		Yes	Yes	Yes
Pre-wired mains lead		Yes	Yes	Yes
In-built system bypass		Yes	Yes	Yes
In-built condensate trap/siphon		Yes	Yes	Yes
In-built boiler frost protection		Yes	Yes	Yes
Safety valve drain outlet pipe		Yes	Yes	Yes
Zero compartment ventilation		Yes	Yes	Yes
CLEARANCES		Top (min. mm) (from top of boiler)	165	165
	Side (mm)	2.5	2.5	2.5
	Bottom (mm)	100*	100*	100*
	Front (mm)	450*	450*	450*
USER INTERFACE	User display	Large full colour backlit LCD with text & symbols		
	User interface	Text display & multi-function buttons		
	Diagnostics	Plain English text		
	User adjustable	Manual heating & hot water controls		
	DHW preheat	Yes	Yes	Yes
	Pressure gauge	Analogue in control panel		
	In-built programmer	Optional (Mechanical & electronic)		
PIPES	Stand-off kit	Yes	Yes	Yes
	Stand-off kit inc. pipes.	Yes	Yes	Yes
FLUES	Max horizontal	10	8	8
	Max vertical	10	10	10
CONNECTIONS**	Gas supply connection	22mm copper compression		
	CH flow connection	22mm copper compression		
	CH return connection	22mm copper compression		
	Inlet connection - DHW	15mm copper compression		
	Outlet connection - DHW	15mm copper compression		
	Condensate drain	21.5mm universal		
ErP EFFICIENCIES	Condensing boiler	Yes	Yes	Yes
	Seasonal space heating efficiency class	A	A	A
	Rated heat output kW	18	26	32
	Seasonal space heating energy efficiency ηs %	93	93	93
	Sound power level, indoors LWA dB	47	50	49
	Water heating energy efficiency class	A	A	A

VOGUE MAX SYSTEM

		VOGUE MAX SYSTEM			
BOILER MODEL		15	18	26	32
PRODUCT CODE		218859	218860	218861	218862
SIZE	Height (mm)	740	740	740	740
	Width (mm)	445	445	445	445
	Depth (mm)	330	330	330	330
	Packaged weight (kg)	38	38.8	40.2	42.2
	Installation weight (kg)	30.7	31.5	32.9	34.3
PERFORMANCE	CH output (kW) Min/Max mean 70°C	3.0-15.0	3.6-18.0	5.2-26.0	6.4-32.0
	CH output (kW) Min/Max mean 40°C	3.2-16.2	3.9-19.3	5.6-27.9	6.8-34.3
	DHW output (kW) Max	N/A	N/A	N/A	N/A
	DHW flow rate l/min. 35°C rise	N/A	N/A	N/A	N/A
	SEDBUK (2005) %	91.0	91.1	91.1	91.1
	SEDBUK (2009/2012) %	88.9	89.3	89.3	89.3
	NOx Classification	6	6	6	6
	Optional LPG kit	Yes	Yes	Yes	Yes
CONSTRUCTION	Heat exchanger material	Stainless steel	Stainless steel	Stainless steel	Stainless steel
	Burner type	Pre-mix with cool burner door			
	Fully modulating output	5:1	5:1	5:1	5:1
	DHW plate heat exchanger	N/A	N/A	N/A	N/A
	Integrated hydrobloc	N/A	N/A	N/A	N/A
INSTALLATION	Suitable for sealed systems	Yes	Yes	Yes	Yes
	Suitable for open-vent systems	No	No	No	No
	Filling loop	No	No	No	No
	Pre-wired mains lead	Yes	Yes	Yes	Yes
	In-built system bypass	Yes	Yes	Yes	Yes
	In-built condensate trap/siphon	Yes	Yes	Yes	Yes
	In-built boiler frost protection	Yes	Yes	Yes	Yes
	Safety valve drain outlet pipe	Yes	Yes	Yes	Yes
	Zero compartment ventilation	Yes	Yes	Yes	Yes
CLEARANCES	Top (min. mm) (from top of boiler)	165	165	165	165
	Side (mm)	2.5	2.5	2.5	2.5
	Bottom (mm)	100*	100*	100*	100*
	Front (mm)	450*	450*	450*	450*
USER INTERFACE	User display	Large full colour backlit LCD with text & symbols			
	User interface	Text display & multi-function buttons			
	Diagnostics	Plain English text			
	User adjustable	Manual heating control			
	DHW preheat	N/A	N/A	N/A	N/A
	Pressure gauge	Analogue in control panel			
	In-built programmer	No	No	No	No
PIPES	Stand-off kit	Yes	Yes	Yes	Yes
	Stand-off kit inc. pipes.	Yes	Yes	Yes	Yes
FLUES	Max horizontal	10	10	10	8
	Max vertical	10	10	10	10
CONNECTIONS**	Gas supply connection	22mm copper compression			
	CH flow connection	22mm copper compression			
	CH return connection	22mm copper compression			
	Inlet connection - DHW	N/A			
	Outlet connection - DHW	N/A			
	Condensate drain	21.5mm universal			
ErP EFFICIENCIES	Condensing boiler	Yes	Yes	Yes	Yes
	Seasonal space heating efficiency class	A	A	A	A
	Rated heat output kW	15	18	26	32
	Seasonal space heating energy efficiency η_s %	92	93	93	93
	Sound power level, indoors LWA dB	50	52	52	50
	Water heating energy efficiency class	N/A	N/A	N/A	N/A

LOGIC MAX COMBI

		LOGIC MAX COMBI ²			
BOILER MODEL		24	30	35	
PRODUCT CODE		228334	228335	228336	
SIZE	Height (mm)	700	700	700	
	Width (mm)	395	395	395	
	Depth (mm)	278	278	278	
	Weight (packed) kg	34.8	35.0	35.0	
	Maximum installation weight kg	28.5	28.6	28.6	
PERFORMANCE	CH output (kW) Min/Max mean 70°C	4.8 - 24.2	6.1 - 24.2	7.1 - 24.2	
	CH output (kW) Min/Max mean 40°C	5.1 - 25.6	6.4 - 25.6	7.5 - 25.6	
	DHW output (kW) Max	24.2	30.3	35.3	
	DHW flow rate l/min. 35°C rise	9.9	12.4	14.5	
	SEDBUK (2005) %	91.1	91.1	91.1	
	SEDBUK (2009/2012) %	89.6	89.6	89.6	
	NOx Classification	6	6	6	
	Optional LPG kit	Yes	Yes	Yes	
CONSTRUCTION	Heat exchanger material	Cast Aluminium - Silicon Alloy			
	Burner type	Downward firing pre-mix			
	Fully modulating	Yes	Yes	Yes	
	DHW plate heat exchanger	Yes	Yes	Yes	
	Integrated hydrobloc	Yes	Yes	Yes	
INSTALLATION	Suitable for sealed systems	Yes	Yes	Yes	
	Suitable for open-vent systems	No	No	No	
	Filling loop included	Yes	Yes	Yes	
	Pre-wired mains lead	Yes	Yes	Yes	
	Flow regulator	Yes	Yes	Yes	
	In-built system bypass	Yes	Yes	Yes	
	In-built condensate trap/siphon	Yes	Yes	Yes	
	In-built boiler frost protection	Yes	Yes	Yes	
	Zero compartment ventilation	Yes	Yes	Yes	
CLEARANCES	Top (min. mm) from top of boiler	165	165	165	
	Side (mm)	2.5	2.5	2.5	
	Bottom (mm)	100*	100*	100*	
	Front (mm)	450*	450*	450*	
USER INTERFACE	User display	Full colour			
	User interface	2 knobs, 4 buttons			
	Diagnostics	Full text fault diagnosis display			
	User adjustable	Manual heating & hot water controls			
	'Eco' operation indicator'	Yes	Yes	Yes	
	Intelligent preheat	Yes	Yes	Yes	
PIPES	Stand-off kit	Optional	Optional	Optional	
	Stand-off kit inc. pipes	Optional	Optional	Optional	
FLUES	Max horizontal	9m	8m	6m	
	Max vertical	7.7m	7.5m	7.5m	
	Vertical flue with loft inlet	22m	22m	22m	
	Direct rear flue kit (55/80)	No	No	No	
CONNECTIONS	Gas supply connection	15mm	15mm	15mm	
	CH flow connection	22mm	22mm	22mm	
	CH return connection	22mm	22mm	22mm	
	Inlet connection - DCW	15mm	15mm	15mm	
	Outlet connection - DHW	15mm	15mm	15mm	
		Condensate drain	21.5mm	21.5mm	21.5mm
ErP EFFICIENCIES	Condensing boiler	Yes	Yes	Yes	
	Seasonal space heating efficiency class	A	A	A	
	Rated heat output kW	24	24	24	
	Seasonal space heating energy efficiency η_s %	94	94	94	
	Sound power level, indoors LWA dB	50	46	46	
	Water heating energy efficiency class	A	A	A	

LOGIC MAX HEAT

		LOGIC MAX HEAT ²				
BOILER MODEL		12	15	18	24	30
PRODUCT CODE		228400	222401	228402	228403	228404
SIZE	Height (mm)	700	700	700	700	700
	Width (mm)	395	395	395	395	395
	Depth (mm)	278	278	278	278	278
	Weight (packed) kg	27	27	27	27	27
	Maximum installation weight kg	21.9	21.9	21.9	21.9	21.9
PERFORMANCE	CH output (kW) Min/Max mean 70°C	4.8 - 12.0	4.8 - 15.0	4.8 - 18.0	4.8 - 24.2	6.1 - 30.3
	CH output (kW) Min/Max mean 40°C	5.1 - 13.0	5.1 - 15.9	5.1 - 19.1	5.1 - 25.6	6.4 - 31.0
	DHW output (kW) Max	N/A	N/A	N/A	N/A	N/A
	DHW flow rate l/min. 35°C rise	N/A	N/A	N/A	N/A	N/A
	SEDBUK (2005) %	91.1	91.2	91.1	91.2	91.1
	SEDBUK (2009/2012) %	89.4	89.4	89.7	89.7	89.6
	NOx Classification	6	6	6	6	6
	Optional LPG kit	No	No	Yes	Yes	Yes
CONSTRUCTION	Heat exchanger material	Cast Aluminium - Silicon Alloy				
	Burner type	Downward firing pre-mix				
	Fully modulating	Yes	Yes	Yes	Yes	Yes
	DHW plate heat exchanger	No	No	No	No	No
	Integrated hydrobloc	No	No	No	No	No
INSTALLATION	Suitable for sealed systems	Yes	Yes	Yes	Yes	Yes
	Suitable for open-vent systems	Yes	Yes	Yes	Yes	Yes
	Filling loop included	No	No	No	No	No
	Pre-wired mains lead	No	No	No	No	No
	Flow regulator	No	No	No	No	No
	In-built system bypass	No	No	No	No	No
	In-built condensate trap/siphon	Yes	Yes	Yes	Yes	Yes
	In-built boiler frost protection	Yes	Yes	Yes	Yes	Yes
	Zero compartment ventilation	Yes	Yes	Yes	Yes	Yes
	CLEARANCES	Top (min. mm) from top of boiler	165	165	165	165
Side (mm)		2.5	2.5	2.5	2.5	2.5
Bottom (mm)		100*	100*	100*	100*	100*
Front (mm)		450*	450*	450*	450*	450*
USER INTERFACE		User display	Full colour			
	User interface	1 knob, 4 buttons				
	Diagnostics	Full text fault diagnosis display				
	User adjustable	Manual heating control				
	'Eco' operation indicator	Yes	Yes	Yes	Yes	Yes
	In-built programmer	Optional	Optional	Optional	Optional	Optional
PIPES	Stand-off kit	Optional	Optional	Optional	Optional	Optional
	Stand-off kit inc. pipes	No	No	No	No	No
FLUES	Max horizontal	9m	9m	9m	9m	8m
	Max vertical	7.5m	7.5m	7.5m	7.5m	7.5m
	Vertical flue with loft inlet	22m	22m	22m	22m	22m
	Direct rear flue kit (55/80)	Yes	Yes	Yes	Yes	Yes
CONNECTIONS	Gas supply connection	15mm	15mm	15mm	15mm	15mm
	CH flow connection	22mm	22mm	22mm	22mm	22mm
	CH return connection	22mm	22mm	22mm	22mm	22mm
	Inlet connection - DHW	No	No	No	No	No
	Outlet connection - DHW	No	No	No	No	No
	Condensate drain	21.5mm	21.5mm	21.5mm	21.5mm	21.5mm
ErP EFFICIENCIES	Condensing boiler	Yes	Yes	Yes	Yes	Yes
	Seasonal space heating efficiency class	A	A	A	A	A
	Rated heat output kW	12	15	18	24	30
	Seasonal space heating energy efficiency η_s %	93	93	93	94	93
	Sound power level, indoors LWA dB	36	42	44	50	50
	Water heating energy efficiency class	N/A	N/A	N/A	N/A	N/A

LOGIC MAX SYSTEM

		LOGIC MAX SYSTEM ²			
BOILER MODEL		15	18	24	30
PRODUCT CODE		228376	228377	228378	228379
SIZE	Height (mm)	700	700	700	700
	Width (mm)	395	395	395	395
	Depth (mm)	278	278	278	278
	Weight (packed) kg	33.2	33.2	33.2	33.2
	Maximum installation weight kg	27.3	27.3	27.3	27.3
PERFORMANCE	CH output (kW) Min/Max mean 70°C	4.8 - 15.0	4.8 - 18.0	4.8 - 24.2	6.1 - 30.3
	CH output (kW) Min/Max mean 40°C	5.1 - 15.9	5.1 - 19.1	5.1 - 25.6	6.4 - 31.0
	DHW output (kW) Max	N/A	N/A	N/A	N/A
	DHW flow rate l/min. 35°C rise	N/A	N/A	N/A	N/A
	SEDBUK (2005) %	91.2	91.1	91.2	91.1
	SEDBUK (2009/2012) %	89.4	89.7	89.7	89.6
	NOx Classification	6	6	6	6
	Optional LPG kit	No	Yes	No	Yes
CONSTRUCTION	Heat exchanger material	Cast Aluminium - Silicon Alloy			
	Burner type	Downward firing pre-mix			
	Fully modulating	Yes	Yes	Yes	Yes
	DHW plate heat exchanger	No	No	No	No
	Integrated hydrobloc	Yes	Yes	Yes	Yes
INSTALLATION	Suitable for sealed systems	Yes	Yes	Yes	Yes
	Suitable for open-vent systems	No	No	No	No
	Filling loop included	No	No	No	No
	Pre-wired mains lead	Yes	Yes	Yes	Yes
	Flow regulator	No	No	No	No
	In-built system bypass	Yes	Yes	Yes	Yes
	In-built condensate trap/siphon	Yes	Yes	Yes	Yes
	In-built boiler frost protection	Yes	Yes	Yes	Yes
	Zero compartment ventilation	Yes	Yes	Yes	Yes
	CLEARANCES	Top (min. mm) from top of boiler	165	165	165
Side (mm)		2.5	2.5	2.5	2.5
Bottom (mm)		100*	100*	100*	100*
Front (mm)		450*	450*	450*	450*
USER INTERFACE		User display	Full colour		
	User interface	1 knob, 4 buttons			
	Diagnostics	Full text fault diagnosis display			
	User adjustable	Manual heating control			
	'Eco' operation indicator	Yes	Yes	Yes	Yes
	Intelligent preheat	No	No	No	No
PIPES	Stand-off kit	Optional	Optional	Optional	Optional
	Stand-off kit inc. pipes	Optional	Optional	Optional	Optional
FLUES	Max horizontal	9m	9m	9m	8m
	Max vertical	7.5m	7.5m	7.5m	7.5m
	Vertical flue with loft inlet	22m	22m	22m	22m
	Direct rear flue kit (55/80)	No	No	No	No
CONNECTIONS	Gas supply connection	15mm	15mm	15mm	15mm
	CH flow connection	22mm	22mm	22mm	22mm
	CH return connection	22mm	22mm	22mm	22mm
	Inlet connection - DCW	No	No	No	No
	Outlet connection - DHW	No	No	No	No
	Condensate drain	21.5mm	21.5mm	21.5mm	21.5mm
ErP EFFICIENCIES	Condensing boiler	Yes	Yes	Yes	Yes
	Seasonal space heating efficiency class	A	A	A	A
	Rated heat output kW	15	18	24	30
	Seasonal space heating energy efficiency η_s %	93	93	94	93
	Sound power level, indoors LWA dB	42	44	50	50
	Water heating energy efficiency class	N/A	N/A	N/A	N/A

AIR SOURCE HEAT PUMPS



EFFICIENCY

The efficiency rating of a heat pump determines how much it costs to use. A high efficiency rating means it costs less to operate. Our heat pumps have one of the highest efficiency ratings in the UK, rated up to 5.19 (Coefficient of performance) making them one of the most economical heat pumps on the market.



SOUND AND DIMENSIONS

Sound and dimensions are important, not just for our customers comfort level, but to MCS and the Planning office. Our heat pumps are quiet and compact. Small enough for permitted development with the local planning authority and cutting edge acoustic technology makes its low sound levels amongst the best in the market.



FAST HEAT PUMP INSTALLATION

Our heat pumps, pre-plumbed cylinders and Halo Air room thermostat are designed to be amongst the fastest heat pumps to install. Factory fitted components, click and connect wiring terminals reduce installation time and improve installation reliability.



HOT WATER

Ensuring enough hot water can be generated efficiently and quickly is crucial to a heat pump system. Our range of pre-plumbed hot water cylinders can generate hot water faster than some of the most popular heat pump DHW cylinders in the UK, saving money and energy.



SIMPLE TO USE, APP CONTROL AND ONLINE HEALTH CHECKS

Halo Air is a new generation of heat pump thermostats connected to your phone with options to connect to our customer service team. Halo Air automatically makes your heating system more efficient, enables remote control and 24/7 system performance data. All wrapped up in an easy to use controller.



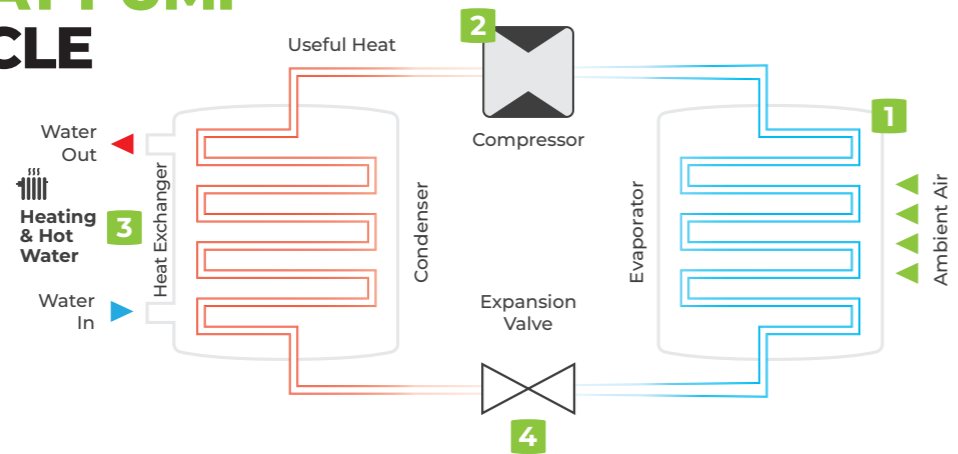
SUPPORT

Our heat pumps, pre-plumbed cylinders and heat pump thermostats are backed by our warranty which covers all parts and labour as well as our award winning technical and customer support offering over the phone, video call and in-person support 364 days a year.



HEAT PUMP TECHNOLOGY

HEAT PUMP CYCLE



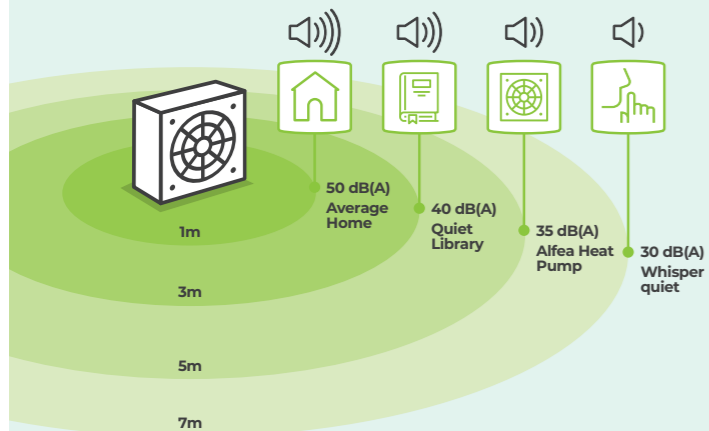
1. Capture: The fan passes ambient air over extremely cold liquid refrigerant. The refrigerant captures the heat from the ambient air and becomes a warm vapour.

2. Compress: The warm refrigerant vapour passes through a compressor which produces hot refrigerant and usable heat.

3. Exchange: The heat in the hot refrigerant is then transferred to the heating and hot water cylinder through a heat exchanger.

4. Expand: Once the heat has been transferred to the house, the refrigerant passes through an expansion valve which reduces its temperature, making it cold again and enabling it to capture heat from the ambient air, continuing the cycle.

SOUND PRESSURE AND SOUND POWER



Sound power

The way we calculate the sound a heat pump makes is by measuring the sound power and sound pressure. The sound power level is the sound that is emitted from the unit in laboratory conditions and is displayed on the ErP label.

Sound pressure

The sound noise level (sound pressure) measures the level of sound that you hear above the sound that already exists in the background. Sound pressure is lower than sound power.

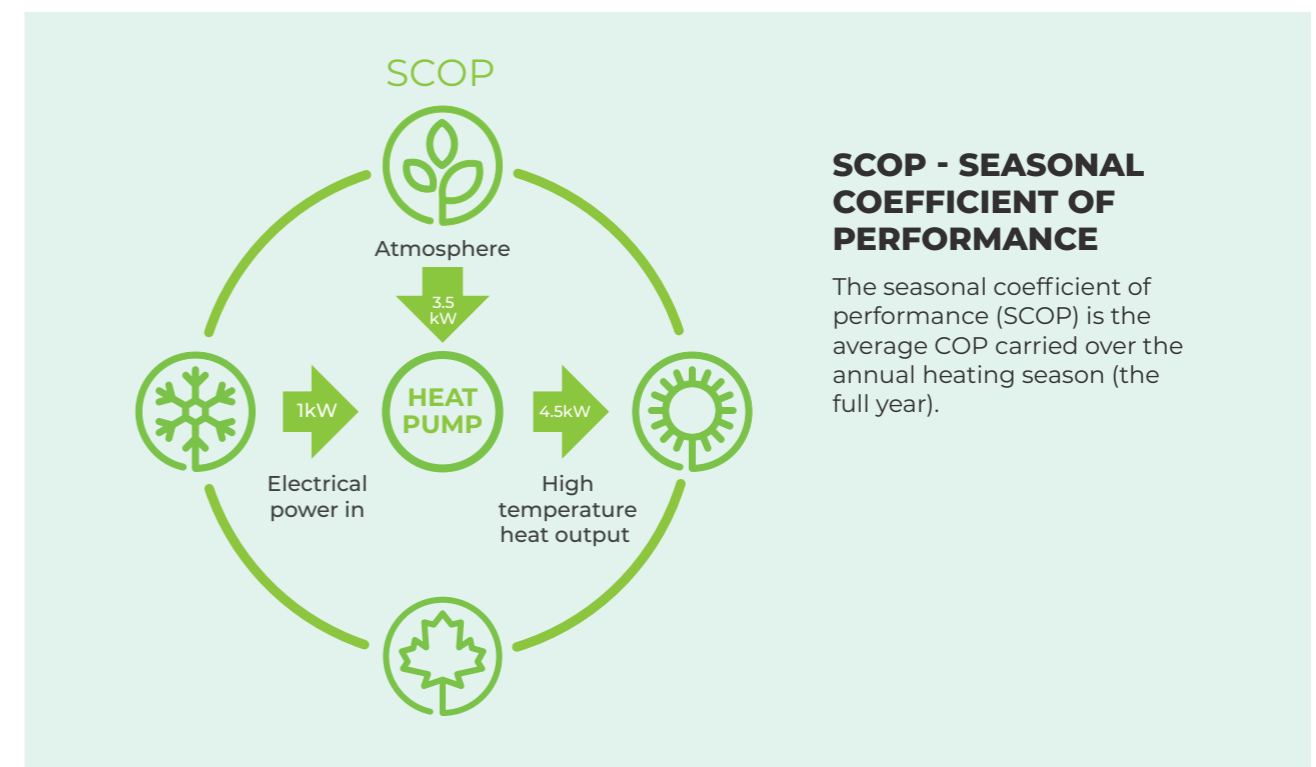
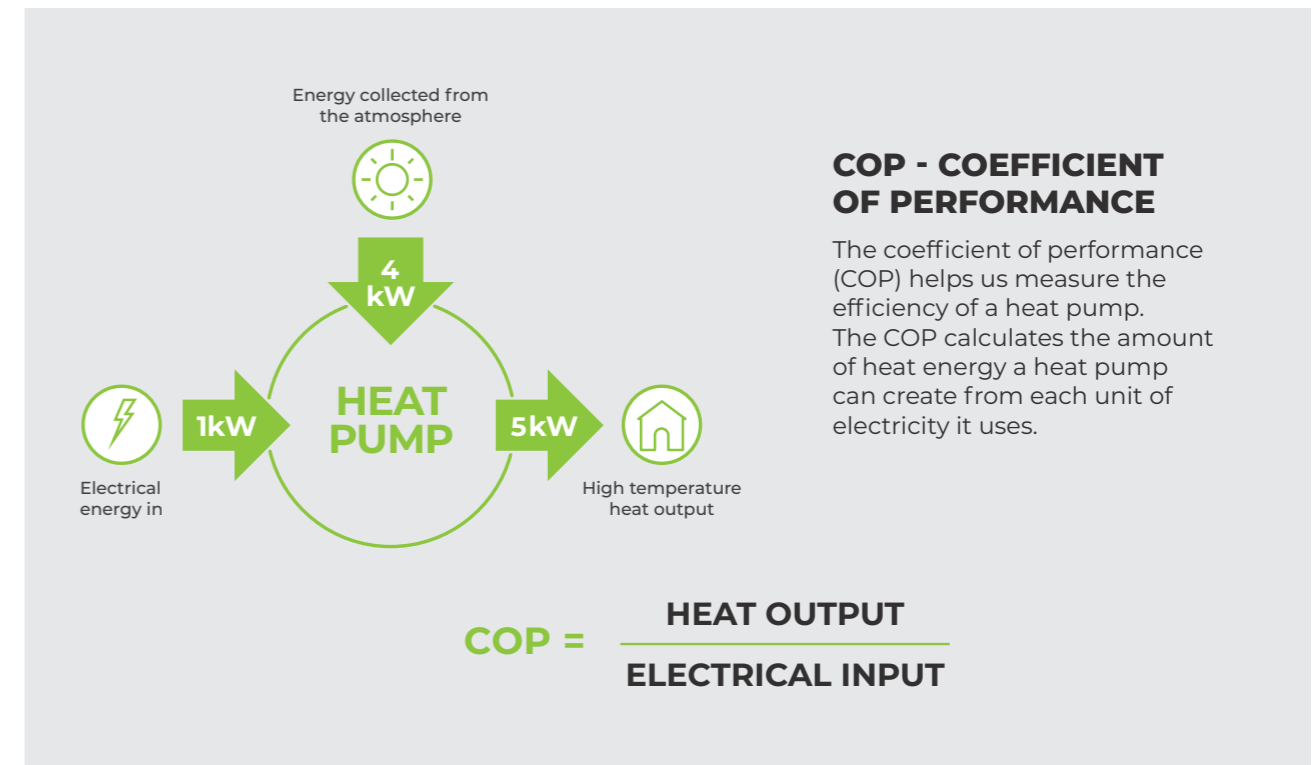
Quiet Mark

The Logic Air range of heat pumps have all achieved Quiet Mark certification. Quiet mark is associated with the noise abatement society and technically assesses and certifies the quietest heat pumps in the heating industry.

COP & SCOP MEASURES OF EFFICIENCY



Scan me for full technical specification



LOGIC AIR

HEAT PUMP 4 5 8 10 kW

4kW - AH750664 | 5kW - AH750665 | 8kW - AH750666 | 10kW - AH750667



Scan me for full technical specification

The Logic Air heat pump range is our new range of monobloc heat pumps, offering great efficiencies both in heating and hot water. The Logic Air is designed to deliver efficient, simple and reliable low carbon heating in homes throughout the UK.



A+++ EFFICIENCY RATING

KEY FEATURES

- ✓ Designed for the UK climate
- ✓ Quiet operation
- ✓ Up to 60°C hot water in rain, ice and snow
- ✓ Flexible warranty
- ✓ 364 day a year UK customer service
- ✓ SCOP rating up to 519%*
- ✓ R32 refrigerant

PCDB INDEX

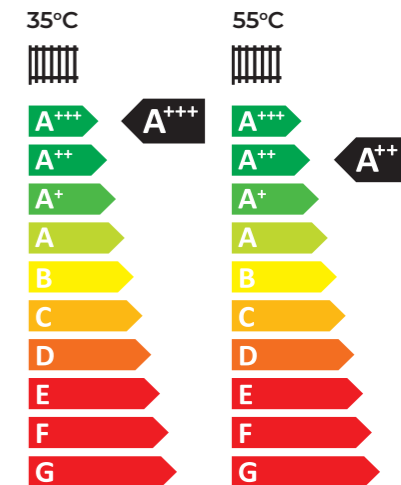
Flow Temp	Logic Air 4kW	Logic Air 5kW	Logic Air 8kW	Logic Air 10kW
Flow temp 35°C	107447	107235	106762	106754
Flow temp 45°C	107446	107234	106761	106753
Flow temp 55°C	107445	107233	106760	106752

*Performance data in accordance with EN 14825, EN 12102-1, EN 14511. The energy efficiency provided may not correspond to the actual energy once installed in a building, as the efficiency is influenced by other factors such as heat loss in the distribution system and the capacity of the products in relation to building size and characteristics.

OVERVIEW

Taking the learnings from the award winning Logic boiler, the Logic Air heat pump integrates seamlessly with UK homes, partnered with our best in class pre-plumbed hot water cylinder and our connected Halo Air room thermostat, the Logic Air is quick to install, easy to commission and simple to use.

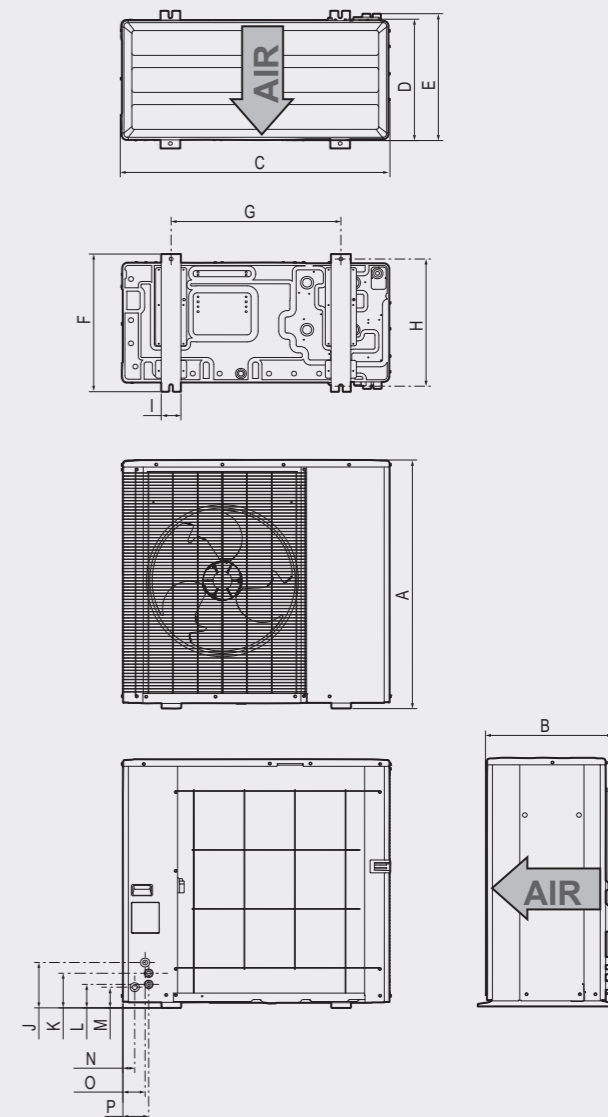
Our new heat pumps are supported by our industry leading customer service and warranty team which is based in the UK and is open 364 days a year, providing customer service and technical support.



CLEARANCES & DIMENSIONS

All Dimensions in mm

	4kW & 5kW	8kW & 10kW
A	798	1008
B	518	518
C	1095	1095
D	499	499
E	518	518
F	558	558
G	688	688
H	516	516
I	80	80
J	184	184
K	140	140
L	95	95
M	84	84
N	48	48
O	90	90
P	103	105



LOGIC AIR SPECIFICATION

		Logic Air 4kW	Logic Air 5kW	Logic Air 8kW	Logic Air 10kW
Ideal Product Code		AH750664	AH750665	AH750666	AH750667
MCS Certification No.		KIWA 00027/024 HP	KIWA 00027/023 HP	KIWA 00027/021 HP	KIWA 00027/022 HP
Heat Pump Space Heating [35°C]*	ErP Rating	A+++	A+++	A+++	A+++
	ηs	195	200	203	205
	SCOP (EN14825)	4.96	5.07	5.16	5.19
Heat Pump Space Heating [55°C]*	ErP Rating	A++	A++	A++	A++
	ηs	136	143	145	146
	SCOP (EN14825)	3.48	3.65	3.7	3.73
Heating [A 7°C / W 35°C]*	Capacity (kW)	4.0	5.0	8.2	10.3
	Power Input (kW)	0.75	0.97	1.58	2.1
	COP	5.34	5.0	5.19	4.9
Heating [A 7°C / W 55°C]*	Capacity (kW)	4.0	5.0	8.2	10.3
	Power Input (kW)	1.33	1.64	2.67	3.42
	COP	3.00	3.04	3.07	3.01
Sound Power Level (EN 12102 - 1)	35°C db(A)	52	52	55	55
	55°C db(A)	52	52	55	55
Pipework Connection Sizes	Heating F/R (mm)	28mm	28mm	28mm	28mm
Dimensions Outdoor Unit (mm)	Width	1095	1095	1095	1095
	Depth	518	518	518	518
	Height	798	798	1008	1008
	Volume (m³)	0.45	0.45	0.57	0.57
Weight (kg)	Outdoor Unit	86	86	110	110
Electrical Data	Electrical Supply (50 Hz)	230v	230v	230v	230v
	Phase	Single Phase	Single Phase	Single Phase	Single Phase
Refrigerant Charge (kg)*	R32	0.88	0.88	1.47	1.47
Certification	EN 14511:2018, EN 14825:2016, EN 12102 - 1:2022				

*Performance data in accordance with EN 14825 : 2016, EN 12102-1:2022, EN 14511 : 2018. The energy efficiency provided may not correspond to the actual energy once installed in a building, as the efficiency is influenced by other factors such as heat loss in the distribution system and the capacity of the products in relation to building size and characteristics.



HP290 MONOBLOC

HEAT PUMP 4.5 6 8 10 12 14 kW

4.5kW - 241486 | 6kW - 241487 | 8kW - 241488 | 10kW - 241489 | 12kW - 241490 | 14kW - 241491



Scan me for full technical specification

The HP290 monobloc heat pump offers a low-GWP refrigerant with high efficiencies.

KEY FEATURES

- ✓ Low GWP R290 refrigerant
- ✓ Highly efficient: SCOP up to 500%*
- ✓ Intuitive control: smart weather compensating controls
- ✓ Low carbon refrigerant: zero ozone depletion and low global warming potential
- ✓ Smart grid and solar PV compatible
- ✓ Monobloc technology enables easy installation and servicing
- ✓ Domestic hot water: hot, efficient and fast reheat times with the ideal heat pump cylinder range
- ✓ Flow temperatures up to 75°C



A+++ EFFICIENCY RATING

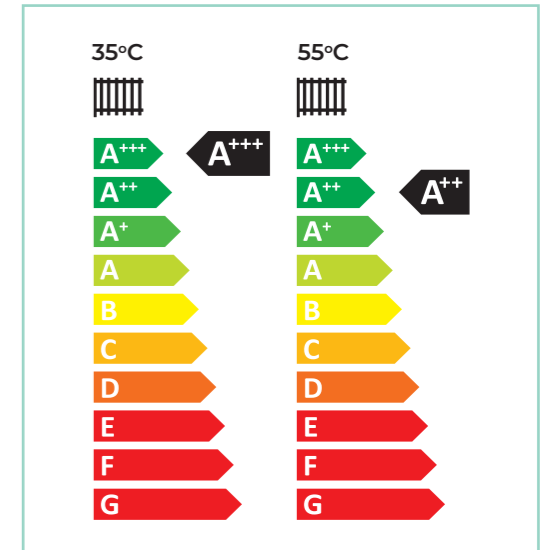
PCDB INDEX

Flow Temp	Hp290 4.5kW	Hp290 6kW	HP290 8kW	HP290 10kW	HP290 12kW	HP290 14kW
Flow temp 35°C	107965	107973	107981	107989	107997	108005
Flow temp 45°C	107964	107972	107980	107988	107996	108004
Flow temp 55°C	107963	107971	107979	107987	107995	108003

OVERVIEW

The HP290 can provide efficient heating and hot water throughout the year by utilising our pre-plumbed and pre-wired cylinder. The system offers our users an aesthetically pleasing heating solution and when paired with Halo Lite RF, a great user experience.

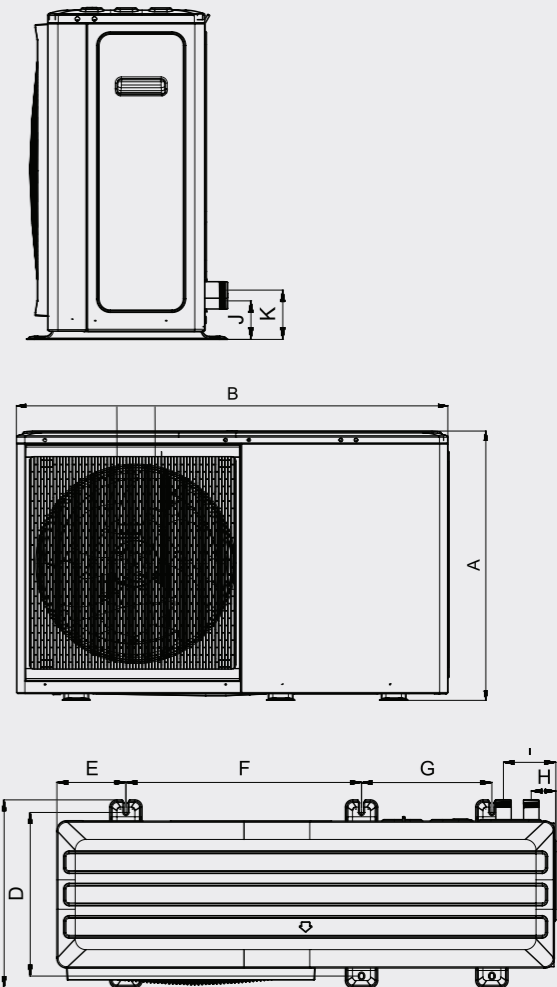
Our heat pumps are supported by our industry leading customer service and warranty team which is based in the UK and is open 364-days a year, providing customer service and technical support.



CLEARANCES & DIMENSIONS

All Dimensions in mm

	4.5kW & 6kW	8kW - 14kW
A	717	865
B	1299	1385
C	426	523
D	375	456
E	121	192
F	644	656
G	379	363
H	71	68
I	161	145
J	91	100
K	91	129



*Performance data in accordance with EN 14825 : 2016, EN 12102, EN 14511 : 2018. The energy efficiency provided may not correspond to the actual energy once installed in a building, as the efficiency is influenced by other factors such as heat loss in the distribution system and the capacity of the products in relation to building size and characteristics.

HP290 Specification		HP290 4.5kW	HP290 6kW	HP290 8kW	HP290 10kW	HP290 12kW	HP290 14kW
Ideal Product Code		241486	241487	241488	241489	241490	241491
MCS Certified		Yes	Yes	Yes	Yes	Yes	Yes
Heat Pump Space Heating [35°C]*	ErP Rating	A+++	A+++	A+++	A+++	A+++	A+++
	s	199	192	199	183	182	180
	SCOP (EN14825)	5.07	4.89	5.07	4.67	4.63	4.59
Heat Pump Space Heating [55°C]*	ErP Rating	A++	A++	A++	A++	A++	A++
	s	148	149	149	141	141	139
	SCOP (EN14825)	3.79	3.82	3.82	3.62	3.61	3.57
Heating [A 7°C / W 35°C]*	Capacity (kW)	4.5	6.2	10	12	14	15
	Power Input (kW)	0.87	1.27	2.13	2.5	3.11	3.41
	COP	5.15	4.9	4.7	4.8	4.5	4.4
Heating [A 7°C / W 55°C]*	Capacity (kW)	4.6	6.2	9.5	12	14	15
	Power Input (kW)	1.44	2	3.12	3.87	4.67	5.26
	COP	3.2	3.1	3.05	3.1	3.0	2.85
Sound Power Level ¹	dB(A)	56	58	61	65	65	69
Pipework Connection Sizes	Heating F/R	1" BSP	1" BSP	1 1/4" BSP	1 1/4" BSP	1 1/4" BSP	1 1/4" BSP
Dimensions Outdoor Unit (mm)	Width	1299	1299	1385	1385	1385	1385
	Depth	426	426	523	523	523	523
	Height	717	717	865	865	865	865
	Volume m ³	0.327	0.327	0.495	0.495	0.495	0.495
Weight (kg)	Outdoor Unit	90	90	117	135	135	135
Electrical Data	Electrical Supply (50 Hz)	230v	230v	230v	230v	230v	230v
	Phase	Single Phase	Single Phase	Single Phase	Single Phase	Single Phase	Single Phase
Refrigerant Charge (kg)*	R290	0.7	0.7	1.1	1.25	1.25	1.25
Certification	EN 14511:2018, EN 14825:2018, EN 12102-1:2022						

*Performance data in accordance with EN 14825 : 2016, EN 12102, EN 14511 : 2018. The energy efficiency provided may not correspond to the actual energy once installed in a building, as the efficiency is influenced by other factors such as heat loss in the distribution system and the capacity of the products in relation to building size and characteristics.



LOGIC AIR AND HP290

PRE-PLUMBED CYLINDER



Scan me for full technical specification

Our stainless steel pre-plumbed hot water cylinders combine efficiency with practicality. Designed and manufactured in the UK and boasting industry leading reheat times, our cylinders have been designed to store and generate hot water efficiently using a heat pump.



DESIGNED TO FIT IN UK HOMES

KEY FEATURES

- ✓ 60°C DHW
- ✓ 28.5% energy savings*
- ✓ Built in low loss header or buffer tank
- ✓ 49% faster reheat times*
- ✓ Fully pre-plumbed and pre-wired




The Logic Air pre-plumbed cylinder range comes in **16 variants** from **single zone** 150 Litre to **two zone** 300 Litre

NEW COMBINED DHW AND BUFFER CYLINDERS

The new pre-plumbed cylinder range includes models with an integrated buffer. Housing the DHW cylinder and separate buffer tank in the same case, alongside pre-wired circulation pumps and all the standard pre-plumbing components.

NEW LOW LOSS HEADER

Our new pre-plumbed low loss header cylinders de-couple the heating system from the heat pump protecting flow rates and enabling two zone control.



LOGIC AIR AND HP290

SINGLE ZONE PRE-PLUMBED CYLINDER



Scan me for full technical specification

The single zone pre-plumbed cylinder range offer super fast reheat times thanks to the highly efficient multi-coil heat exchanger. They are also really easy to install since they come pre-plumbed and pre-wired ready for installation with the Logic Air heat pump.



INDUSTRY LEADING REHEAT TIMES

KEY FEATURES

- ✓ Fully Pre-Plumbed and Pre-Wired
- ✓ Control box included
- ✓ 25 year warranty*
- ✓ UK Dimensions: Standard & Slimline
- ✓ Highly efficient multi-coil heat exchanger



SINGLE ZONE PRE-PLUMBED CYLINDER SPECIFICATION

		DHW CYL PP 150 CBOX 1Z SL	DHW CYL PP 180 CBOX 1Z SL	DHW CYL PP 150 CBOX 1Z	DHW CYL PP 180 CBOX 1Z
Logic Air Cylinder code		236203	236204	236198	236199
HP290 Cylinder code		240127	240128	240122	240123
Energy efficiency class		B	C	B	B
Heat loss	Watts/h	50	58	44	49
Capacity (DHW content)	Litres	145	169	148	170
Weight empty	kg	46	53	44	48
Weight full	kg	192	222	192	219
Overall width	mm	581	581	636	636
Overall height	mm	1598	1870	1196	1384
Overall depth	mm	606	606	683	683
Cylinder diameter	mm	475	475	550	550
Cylinder height	mm	1519	1791	1118	1306
Primary heat exchanger surface area	m ²	1.8	3.0	1.6	2.5
Heat up time from 10°C to 50°C *	min	22.26	21.81	22.56	22.56
Immersion heater rating	kW	3	3	3	3

*Heat Up Time, HWA Heat Pump Test 002:2020 (flow rate 0.42l/s and flow temperature of 55°C)

INCLUDES

- ✓ Control box
- ✓ Heat pump filter
- ✓ DHW 3-port valve
- ✓ P&T relief valve
- ✓ High temp cut out
- ✓ Expansion vessel
- ✓ Pressure gauge
- ✓ Automatic air vent(s)
- ✓ Isolation valves
- ✓ 3kW Immersion
- ✓ Flow thermistors
- ✓ DHW thermistor
- ✓ Outdoor sensor

LOGIC AIR AND HP290

TWO ZONE PRE-PLUMBED CYLINDER



Scan me for full technical specification

The two zone pre-plumbed cylinders include a low-loss header pre-plumbed onto the cylinder, decoupling the heating system from the heat pump, ensuring optimal flow and two zone control.



DESIGNED TO FIT IN UK HOMES

KEY FEATURES

- ✓ Fully Pre-Plumbed and Pre-Wired
- ✓ Control box included
- ✓ 25 year warranty*
- ✓ UK Dimensions: Standard & Slimline
- ✓ Highly efficient multi-coil heat exchanger
- ✓ Low-loss header included



TWO ZONE PRE-PLUMBED CYLINDER SPECIFICATION

		DHW CYL PP 210 CBOX LL 2Z SL	DHW CYL PP 210 CBOX LL 2Z	DHW CYL PP 250 CBOX LL 2Z	DHW CYL PP 300 CBOX LL 2Z
Logic Air Cylinder code		236205	236200	236201	236202
HP290 Cylinder code		240129	240124	240125	240126
Energy efficiency class		C	B	C	C
Heat loss	Watts/h	65	55	63	72
Capacity (DHW content)	Litres	188	199	237	279
Weight empty	kg	60.6	64	69.8	73.4
Weight full	kg	248.9	262.8	307	352.4
Overall width	mm	647	704	704	704
Overall height	mm	2042	1572	1822	2068
Overall depth	mm	620	686	686	686
Cylinder diameter	mm	475	550	550	550
Primary heat exchanger surface area	m ²	2.5	2.5	3.0	3.0
Secondary return connection		yes	yes	yes	Yes
Immersion heater rating	kW	3	3	3	3
Heat up time from 10°C to 50°C*	min	23.68	30.60	27.34	35.05

*Heat Up Time, HWA Heat Pump Test 002:2020 (flow rate 0.42l/s and flow temperature of 55°C)

INCLUDES

- ✓ Control box
- ✓ Wiring centre
- ✓ Controller
- ✓ Low loss header
- ✓ Heat pump filter
- ✓ DHW 3-port valve
- ✓ P&T relief valve
- ✓ High temp cut out
- ✓ Expansion vessel
- ✓ Pressure gauge
- ✓ Automatic air vent(s)
- ✓ Isolation valves
- ✓ 3kW Immersion
- ✓ 2 x Circulation pumps
- ✓ Flow thermistors
- ✓ DHW thermistor
- ✓ Outdoor sensor

*Heat Up Time, HWA Heat Pump Test 002:2020 (flow rate 0.42l/s and flow temperature of 55°C)

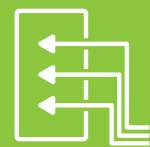
LOGIC AIR AND HP290

PRE-PLUMBED CYLINDER WITH INTEGRATED BUFFER



Scan me for full technical specification

The pre-plumbed cylinder range includes models with an integrated buffer. Housing the DHW cylinder and separate buffer tank in the same case, alongside pre-wired circulation pumps and all the standard pre-plumbing components.



INTEGRATED BUFFER

KEY FEATURES

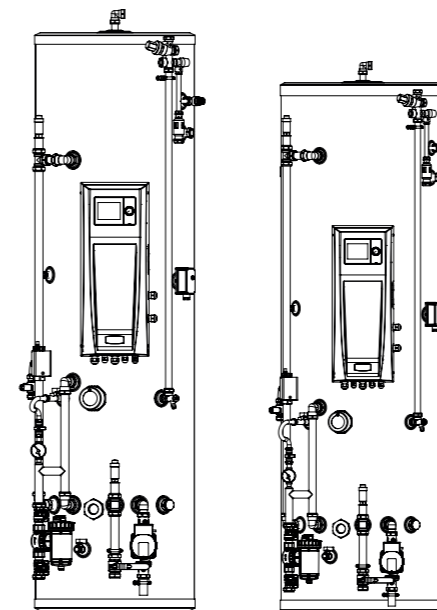
- ✓ Fully pre-plumbed and pre-wired
- ✓ Control box included
- ✓ Integrated buffer
- ✓ Includes circulation pumps
- ✓ Highly efficient multi-coil heat exchanger



SINGLE ZONE PRE-PLUMBED DHW SPECIFICATION

	DHW CYL PP 180 CBOX BUFF 1Z	DHW CYL PP 210 CBOX BUFF 1Z	DHW CYL PP 250 CBOX BUFF 1Z	DHW CYL PP 300 CBOX BUFF 1Z
Logic Air Cylinder code	236206	236208	236210	236212
HP290 Cylinder code	240130	240132	240134	240136
Energy efficiency class	B	B	B	B
Heat loss	Watts/h	49	55	62
Capacity (DHW content)	Litres	171	199	239
Volume of integrated buffer	Litres	70	70	63.5
Weight empty	Kg	64.6	68.6	77
Weight full	Kg	305.6	337.4	379
Overall width	mm	644	644	705
Overall height	mm	1907	2095	1908
Overall depth	mm	702	702	780
Cylinder diameter	mm	550	550	630
Cylinder height	mm	1829	2017	1829
Primary heat exchanger surface area	m ²	2.5	2.5	2.5
Heat up time from 10°C to 50°C*	Min	22.17	32.71	26.56
Immersion heater rating	kW	3	3	3
Secondary return connection	No/Yes	No	Yes	Yes

*Heat Up Time, HWA Heat Pump Test 002:2020 (flow rate 0.42l/s and flow temperature of 55°C).



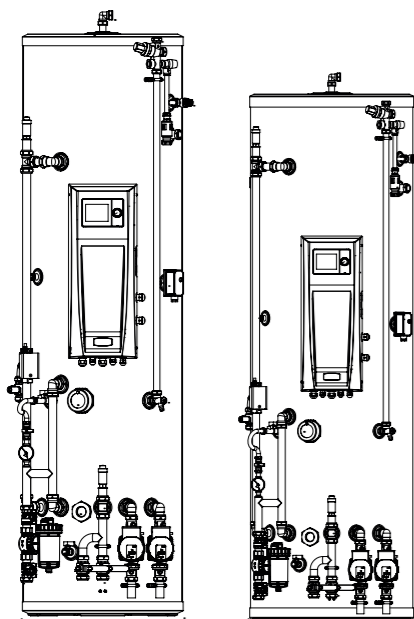
INCLUDES

- ✓ Control box
- ✓ Buffer tank
- ✓ Heat pump filter
- ✓ DHW 3-port valve
- ✓ P&T relief valve
- ✓ High temp cut out
- ✓ Expansion vessel
- ✓ Pressure gauge
- ✓ Automatic air vent(s)
- ✓ Isolation valves
- ✓ 3kW Immersion
- ✓ Circulation pump
- ✓ Flow thermistors
- ✓ DHW thermistor
- ✓ Outdoor sensor

TWO ZONE PRE-PLUMBED DHW SPECIFICATION

	DHW CYL PP 180 CBOX BUFF 2Z	DHW CYL PP 210 CBOX BUFF 2Z	DHW CYL PP 250 CBOX BUFF 2Z	DHW CYL PP 300 CBOX BUFF 2Z	
Logic Air Cylinder code	236207	236209	236211	236213	
HP290 Cylinder code	240131	240133	240135	240137	
Energy efficiency class	B	B	B	B	
Heat loss	Watts/h	49	55	62	68
Capacity (DHW content)	Litres	171	199	239	286
Volume of integrated buffer	Litres	70	70	63.5	63.5
Weight empty	Kg	68	71.8	80	90.2
Weight full	Kg	309	340.6	382	439.7
Overall width	mm	644	644	705	705
Overall height	mm	1907	2095	1908	2128
Overall depth	mm	702	702	780	780
Cylinder diameter	mm	550	550	630	630
Cylinder height	mm	1829	2017	1829	2049
Primary heat exchanger surface area	m ²	2.5	2.5	2.5	3.0
Heat up time from 10°C to 50°C*	Min	22.17	32.71	26.56	44.09
Immersion heater rating	kW	3	3	3	3
Secondary return connection	No/Yes	No	Yes	Yes	Yes

*Heat Up Time, HWA Heat Pump Test 002:2020 (flow rate 0.42l/s and flow temperature of 55°C).



INCLUDES

- ✓ Control box
- ✓ Buffer tank
- ✓ Heat pump filter
- ✓ DHW 3-port valve
- ✓ P&T relief valve
- ✓ High temp cut out
- ✓ Expansion vessel
- ✓ Pressure gauge
- ✓ Automatic air vent(s)
- ✓ Isolation valves
- ✓ 3kW Immersion
- ✓ Circulation pump(s)
- ✓ Flow thermistors
- ✓ DHW thermistor
- ✓ Outdoor sensor

LOGIC AIR TWO ZONE PRE-PLUMBED CYLINDERS WITH LOW LOSS HEADER			
LOGIC AIR DHW CYL PP 210 CBOX LL 2Z SL	LOGIC AIR DHW CYL PP 210 CBOX LL 2Z	LOGIC AIR DHW CYL PP 250 CBOX LL 2Z	LOGIC AIR DHW CYL PP 300 CBOX LL 2Z
236205	236200	236201	236202

LOGIC AIR SINGLE ZONE PRE-PLUMBED CYLINDERS			
LOGIC AIR DHW CYL PP 150 CBOX 1Z SL	LOGIC AIR DHW CYL PP 180 CBOX 1Z SL	LOGIC AIR DHW CYL PP 150 CBOX 1Z	LOGIC AIR DHW CYL PP 180 CBOX 1Z
236203	236204	236198	236199

LOGIC AIR SINGLE ZONE PRE PLUMBED CYLINDER WITH INTEGRATED BUFFER			
DHW CYL PP 180 CBOX BUFF 1Z	DHW CYL PP 210 CBOX BUFF 1Z	DHW CYL PP 250 CBOX BUFF 1Z	DHW CYL PP 300 CBOX BUFF 1Z
236206	236208	236210	236212

LOGIC AIR TWO ZONE PRE-PLUMBED CYLINDERS WITH INTEGRATED BUFFER			
DHW CYL PP 180 CBOX BUFF 2Z	DHW CYL PP 210 CBOX BUFF 2Z	DHW CYL PP 250 CBOX BUFF 2Z	DHW CYL PP 300 CBOX BUFF 2Z
236207	236209	236211	236213

HP290 TWO ZONE PRE-PLUMBED CYLINDERS WITH LOW LOSS HEADER			
HP290 DHW CYL PP 210 CBOX LL 2Z SL	HP290 DHW CYL PP 210 CBOX LL 2Z	HP290 DHW CYL PP 250 CBOX LL 2Z	HP290 DHW CYL PP 300 CBOX LL 2Z
240129	240124	240125	240126

HP290 SINGLE ZONE PRE-PLUMBED CYLINDERS			
HP290 DHW CYL PP 150 CBOX 1Z SL	HP290 DHW CYL PP 180 CBOX 1Z SL	HP290 DHW CYL PP 150 CBOX 1Z	HP290 DHW CYL PP 180 CBOX 1Z
240127	240128	240122	240123

HP290 SINGLE ZONE PRE-PLUMBED DHW CYLINDERS WITH INTEGRATED BUFFER			
HP290 DHW CYL PP 180 CBOX BUFF 1Z	HP290 DHW CYL PP 210 CBOX BUFF 1Z	HP290 DHW CYL PP 250 CBOX BUFF 1Z	HP290 DHW CYL PP 300 CBOX BUFF 1Z
240130	240132	240134	240136

HP290 TWO ZONE PRE-PLUMBED DHW CYLINDERS WITH INTEGRATED BUFFER			
HP290 DHW CYL PP 180 CBOX BUFF 2Z	HP290 DHW CYL PP 210 CBOX BUFF 2Z	HP290 DHW CYL PP 250 CBOX BUFF 2Z	HP290 DHW CYL PP 300 CBOX BUFF 2Z
240131	240133	240135	240137

HALO AIR

ROOM THERMOSTAT



Scan me for full technical specification

Halo Air is a programmable room thermostat, based on the current Ideal Halo platform that is designed and developed to work seamlessly with the Logic Air monobloc heat pump.

KEY FEATURES

- ✓ Designed for Logic Air
- ✓ Easy to install
- ✓ Full heating and hot water control
- ✓ Load compensating control



HALO AIR RF



*2 year parts and labour warranty available when registered within 30 days of installation. Terms and conditions apply.

Halo Air RF is a wireless programmable room thermostat designed specifically to work with Logic Air.

Halo Air offers fast, flexible and intelligent wireless technology and is packed with features that enable simple and easy heating and hot water control.

It's compact, contemporary design and large, clear, colour screen allow you to maintain heat pump health with on screen service and fault notifications

HALO AIR WI-FI



*2 year parts and labour warranty available when registered within 30 days of installation. Terms and conditions apply.

Halo Air Wi-Fi is engineered specifically to work with Logic Air heat pumps and allows flexible control of heating and hot water with the intuitive Halo app, which can be connected through smart home devices like Amazon Alexa and Google Home.

It's simple to install, straightforward for everyone to use, no matter where they are.

The addition of the Halo app means homeowners can control their heating at home or on the go, no matter where they are.

HALO AIR 2-ZONE RF



*2 year parts and labour warranty available when registered within 30 days of installation. Terms and conditions apply.

Halo Air 2-Zone RF incorporates an additional programmable room thermostat with the extra functionality of controlling the temperature of a second zone.

HALO AIR 2-ZONE WI-FI



*2 year parts and labour warranty available when registered within 30 days of installation. Terms and conditions apply.

Halo Air 2-Zone Wi-Fi incorporates an additional programmable room thermostat with the extra functionality of controlling the temperature of a second zone.

Enabling full smart home compatibility across both zones.

LOGIC AIR

CONTROL BOX



The Logic Air control box is the central hub for the heat pump system, linking the heat pump to your heating and hot water cylinder. It enables in depth control, scheduling, connectivity and performance diagnostics.



INBUILT HEAT PUMP CONTROLLER

Our inbuilt controller uses tried and tested technology to keep you warm efficiently. From scheduling to diagnostics our controller gives you control and transparency.

QUICK START SET UP

Our new quick start menu makes commissioning fast, easy and accurate. In just a few steps the heat pump can be up and running and tuned to its most efficient parameters.

HYBRID READY

For installations that require a heat pump and a boiler, the Logic Air control box brings a boiler and heat pump together seamlessly.

CONNECTIVITY

The Logic Air control box is compatible with Halo Air, Link Cellular heat pump diagnostics and 3rd party thermostats, giving you access to online control, scheduling and remote diagnostics from anywhere in the world.

SMART GRID COMPATIBLE / SOLAR PV COMPATIBLE

The Logic Air control box is smart grid ready and can connect to solar PV, enabling smarter ways of powering heating and hot water.

PERFORMANCE DIAGNOSTICS

The Logic Air control box gives you access to the efficiency of the householders heating system, helping them to understand the health of their heat pump system at a glance.

CONTROL BOX

Physical properties

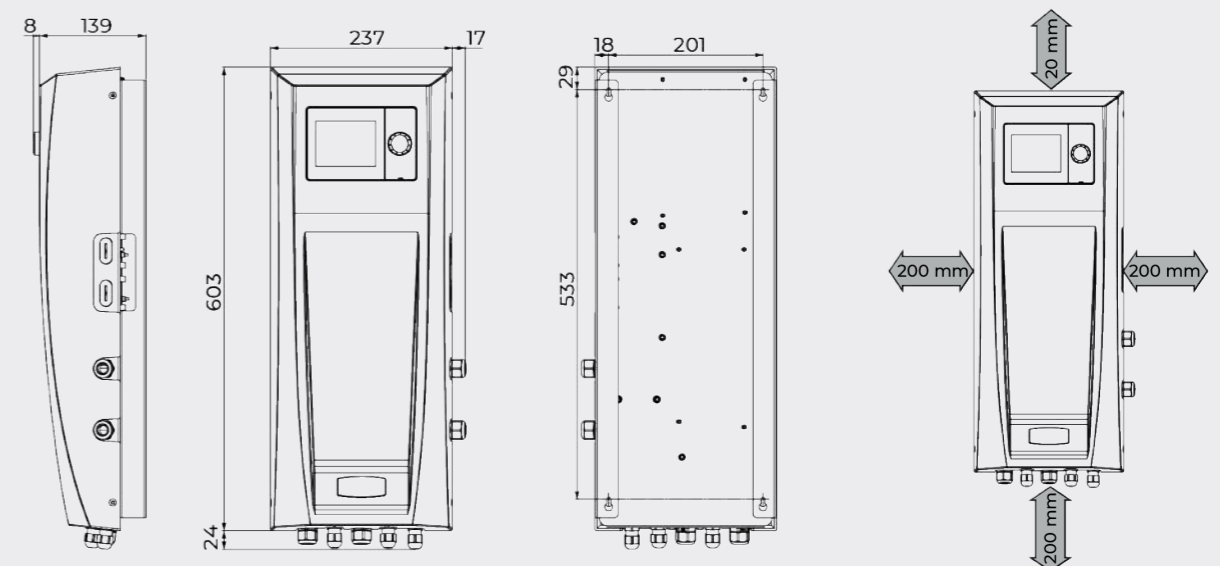
Weight	kg	5
Height	mm	627
Width	mm	254
Depth	mm	147

ELECTRICAL PROPERTIES

IP rating	IP	20
Rated voltage	VAC	220-240
Maximum rated current (control box)	A	1
Maximum rated current (contactor)	A	16
Rated power input (control box)	W	100
Rated power input (contactor)	W	3000

CLEARANCES & DIMENSIONS

All Dimensions in mm



HP290

CONTROL BOX

239386

The HP290 control box is a hub for a HP290 heat pump system. By bringing all electrical connections to one central location, the HP290 control box enables a fast and simple installation experience.

The HP290 Control Box incorporates the HP290 Controller into a central indoor wiring centre complete with all electrical components providing a quick and simple installation process utilising one cable between the control box and HP290 monobloc heat pump.



HP290

CONTROLLER

241519

The HP290 controller offers a budget friendly and flexible option for those not looking to purchase the HP290 Control Box.

The HP290 controller provides the controls and user interface for the HP290 heat pump without the electrical ancillaries, indoor wiring centre or control box.



CONTROL BOX

Physical properties

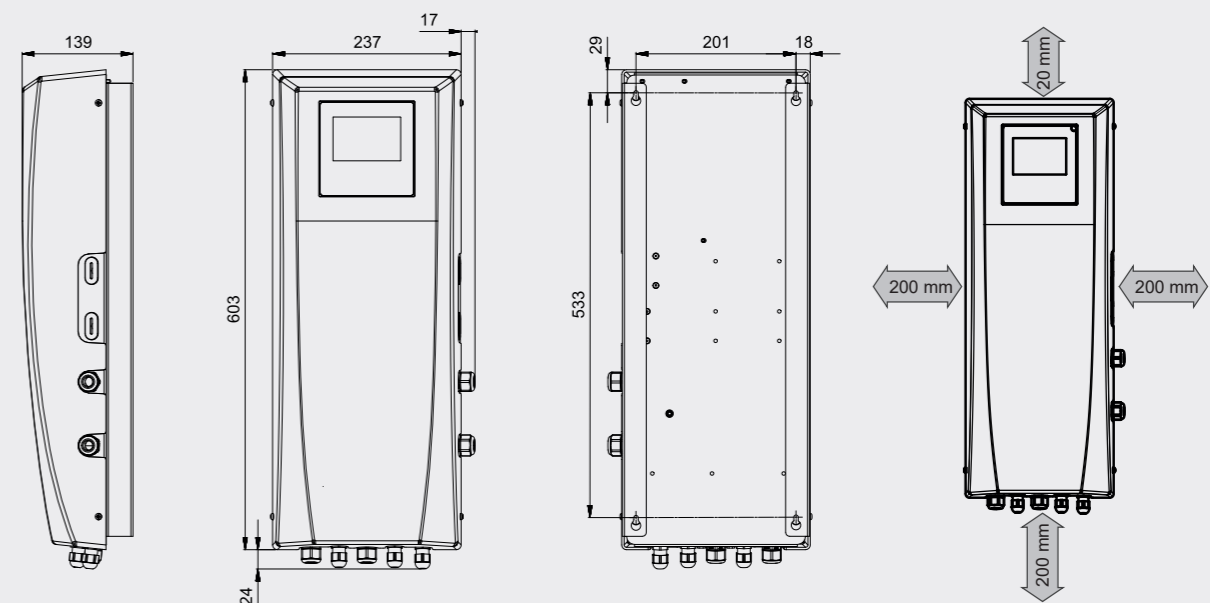
Weight	kg	5
Height	mm	627
Width	mm	254
Depth	mm	147

ELECTRICAL PROPERTIES

IP rating	IP	20
Rated voltage	VAC	220-240
Maximum rated current (control box)	A	1
Maximum rated current (contactor)	A	16
Rated power input (control box)	W	100
Rated power input (contactor)	W	3000

CLEARANCES & DIMENSIONS

All Dimensions in mm



ACCESSORIES LIST



COMPATIBLE WITH
Logic Air & HP290.

FLEXIBLE HOSE

Ideal Product Code: 236909

- Flexible Hose 500mm
- 28mm -1" Female connections pair (2x hose)
- Pre-insulated (19mm PVC)
- Stainless steel

Ideal Product Code: 236910

- Flexible Hose 750mm
- 28mm -1" Female connectionsPair (2x hose)
- Pre-insulated (19mm PVC)
- Stainless steel



COMPATIBLE WITH
Logic Air & HP290.

BUFFER TANK

Ideal Product Code: AH700436

- 25L Buffer Tank
- 1" and 1 1/4" connections
- 6 bar max. pressure

Ideal Product Code: AH700437

- 50L Buffer Tank
- 1" and 1 1/4" connections
- 6 bar max. pressure

ACCESSORIES FOR OUTDOOR UNIT:



COMPATIBLE WITH
Logic Air.

LOGIC AIR ANTI-VIBRATION RUBBER MOUNTING FEET

Ideal Product Code: AH809536

- Rubber feet
- Pair (x2)
- 600mm



COMPATIBLE WITH
HP290.

HP290 ANTI-VIBRATION RUBBER MOUNTING FEET

Ideal Product Code: 240903

- For HP290 only
- 3 pack
- 600mm

ADDITIONAL ACCESSORIES:



COMPATIBLE WITH
Logic Air & HP290.

FILTER BALL VALVE

Ideal Product Code: 236738

- 1" connections
- 30 bar max. pressure
- Brass – chrome plated body
- Stainless steel & Nylon filter



COMPATIBLE WITH
Logic Air & HP290.

Y STRAINER

Ideal Product Code: 236740

- 1" connections
- 16 bar max. pressure
- Brass body
- Stainless steel strainer



COMPATIBLE WITH
Logic Air & HP290.

MAGNETIC FILTER

Ideal Product Code: 236911

- 28mm connections
- 4 bar max. working pressure



COMPATIBLE WITH
HP290.

HP290 CONTROLLER

Ideal Product Code: 241519

- Standalone controller for HP290
- HP290 only

COMPATIBLE WITH
HP290.

HP290 HYBRID KIT

Ideal Product Code: 240932

- Kit for HP290 installations with a boiler
- HP290 only

COMPATIBLE WITH
HP290.

HP290 2-ZONE KIT

Ideal Product Code: 241520

- Kit for 2-zone HP290 installations (HP290 only)
- Required when not using pre-plumbed cylinder



COMPATIBLE WITH
Logic Air.

LINK DIAGNOSTICS CELLULAR HEAT PUMP

Ideal Product Code: 235545

- Remote Diagnostics
- Online Dashboard
- Designed for Logic Air
- 10 year data plan included
- Only available for Logic Air

*The product images shown are for illustration purposes only and may not be an exact representation of the product

LOGIC AIR & HALO AIR PRODUCT CODES

Ideal Product Code	Description
Logic Air monobloc heat pumps	
AH750664	Logic Air monobloc 4kW R32
AH750665	Logic Air monobloc 5kW R32
AH750666	Logic Air monobloc 8kW R32
AH750667	Logic Air monobloc 10kW R32
HP290 monobloc heat pumps	
241486	HP290 4.5kW R290
241487	HP290 6kW R290
241488	HP290 8kW R290
241489	HP290 10kW R290
241490	HP290 12kW R290
241491	HP290 14kW R290
Halo programmable room thermostats	
234819	Halo Air single zone RF (compatible with Logic Air)
234790	Halo Air single zone Wi-Fi (compatible with Logic Air)
234791	Halo Air 2-zone RF (compatible with Logic Air)
234792	Halo Air 2-zone Wi-Fi (compatible with Logic Air)
237423	Halo Lite RF (compatible with HP290)
Logic Air Pre-plumbed DHW cylinder with control box and integrated buffer tank	
236206	Logic Air DHW pre-plumbed cylinder 180L, control box & buffer 1-zone
236207	Logic Air DHW pre-plumbed cylinder 180L, control box & buffer 2-zone
236208	Logic Air DHW pre-plumbed cylinder 210L, control box & buffer 1-zone
236209	Logic Air DHW pre-plumbed cylinder 210L, control box & buffer 2-zone
236210	Logic Air DHW pre-plumbed cylinder 250L, control box & buffer 1-zone
236211	Logic Air DHW pre-plumbed cylinder 250L, control box & buffer 2-zone
236212	Logic Air DHW pre-plumbed cylinder 300L, control box & buffer 1-zone
236213	Logic Air DHW pre-plumbed cylinder 300L, control box & buffer 2-zone
HP290 Pre-plumbed DHW cylinder with control box and integrated buffer tank	
240130	HP290 DHW pre-plumbed cylinder 180L, control box & buffer 1-zone
240131	HP290 DHW pre-plumbed cylinder 180L, control box & buffer 2-zone
240132	HP290 DHW pre-plumbed cylinder 210L, control box & buffer 1-zone
240133	HP290 DHW pre-plumbed cylinder 210L, control box & buffer 2-zone
240134	HP290 DHW pre-plumbed cylinder 250L, control box & buffer 1-zone
240135	HP290 DHW pre-plumbed cylinder 250L, control box & buffer 2-zone
240136	HP290 DHW pre-plumbed cylinder 300L, control box & buffer 1-zone
240137	HP290 DHW pre-plumbed cylinder 300L, control box & buffer 2-zone

Ideal Product Code	Description
Logic Air Pre-plumbed DHW cylinders with control box	
236198	Logic Air DHW pre-plumbed cylinder 150L & control box 1-zone
236199	Logic Air DHW pre-plumbed cylinder 180L & control box 1-zone
236200	Logic Air DHW pre-plumbed cylinder 210L, control box & low loss header 2-zone
236201	Logic Air DHW pre-plumbed cylinder 250L, control box & low loss header 2-zone
236202	Logic Air DHW pre-plumbed cylinder 300L, control box & low loss header 2-zone
236203	Logic Air DHW pre-plumbed slimline cylinder 150L & control box 1-zone
236204	Logic Air DHW pre-plumbed slimline cylinder 180L & control box 1-zone
236205	Logic Air DHW pre-plumbed slimline cylinder 210L, control box & low loss header 2-zone
HP290 Pre-plumbed DHW cylinders with control box	
240122	HP290 DHW pre-plumbed cylinder 150L & control box 1-zone
240123	HP290 DHW pre-plumbed cylinder 180L & control box 1-zone
240124	HP290 DHW pre-plumbed cylinder 210L, control box & low loss header 2-zone
240125	HP290 DHW pre-plumbed cylinder 250L, control box & low loss header 2-zone
240126	HP290 DHW pre-plumbed cylinder 300L, control box & low loss header 2-zone
240127	HP290 DHW pre-plumbed slimline cylinder 150L & control box 1-zone
240128	HP290 DHW pre-plumbed slimline cylinder 180L & control box 1-zone
240129	HP290 DHW pre-plumbed slimline cylinder 210L, control box & low loss header 2-zone
Non pre-plumbed DHW heat pump cylinders	
219433	Heat pump cylinder 180L
219437	Heat pump cylinder 180L slimline
219434	Heat pump cylinder 210L
219438	Heat pump cylinder 210L slimline
219435	Heat pump cylinder 250L
219436	Heat pump cylinder 300L
Standalone controls	
235797	Logic Air control box
239386	HP290 control box
Buffer tanks	
AH700436	Buffer tank 25L
AH700437	Buffer tank 50L
Accessories	
AH809536	Logic Air Rubber floor standing feet 600mm (x2)
240903	HP290 Rubber floor standing feet 600mm (x3)
236909	Flexible hose 500mm
236910	Flexible hose 750mm
236738	Filter ball valve
236740	Y strainer
236911	Logic Air magnetic system filter
235545	Logic Air Link Diagnostics Cellular Heat Pump
240932	HP290 Hybrid kit
241520	HP290 2-zone kit
241519	HP290 Standalone controller

FIRST CLASS INDUSTRY TRAINING

IN-PERSON

Work face-to face with our Experts in Heating.

Work on our leading range of products in-person with training delivered from your premises.

LIVE VIRTUAL


Always live, presented by our Experts in Heating.

Our live virtual training allows you to complete quality training online, without the travel time and costs. We use a fully equipped filming studio to provide high definition and detailed views. You can ask questions to our Experts throughout.


ON-DEMAND 24/7

What you need, when and where you need it!

Request a personal training account to access our comprehensive range of training products available to access 24/7. Designed to help you learn when suits you as well as providing on the job support.



Scan me to see our training courses



INDUSTRY LEADING CUSTOMER SERVICE



EXPERTS TOGETHER

We are committed to delivering the highest level of customer service. Experts together with over 140 yrs experience of heating and hot water, we know how important confidence and trust are to our customers.



364 DAYS A YEAR

We are is on hand to ensure you have the support you need. Our dedicated customer service department is available 364 days a year.



TEAM OF EXPERTS

We also have a team of expert engineers, fully trained to exacting standards and Gas Safe registered, on hand to provide one-to-one advice on the road, over the phone or online ensuring you're fully supported, wherever and whenever you need.



Customer Service:

01482 498660

Technical Help:

01482 498663

Ideal Heating, PO Box 103, National Avenue,
Kingston upon Hull, East Yorkshire, HU5 4JN

enquiries@idealheating.com



idealheating.com

The information in this brochure was correct at the time of going to print. Ideal Heating reserve the right to make any modifications to product specifications or any other details, without prior notification. For further clarification, please enquire in writing to the head office address above.