

LOGIC CODE COMBI ESP1

26 33 38kW



Achieves optimum SAP and DER performance



NOx class 6



Easy to see pressure gauge



Frost protection



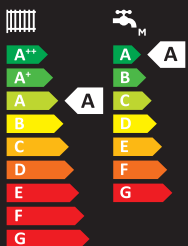
Halo Wi-Fi & RF control compatible



Easy to use fully back-lit LCD display



Higher DHW flow rates than a standard boiler



Features & specification

QUALITY AND RELIABILITY AS STANDARD

- Low component count maximising reliability
- Latest generation Honeywell gas valve
- Simple diverter valve design with no dynamic seals
- Ideal System Filter compatible

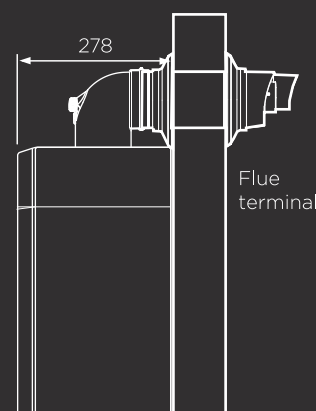
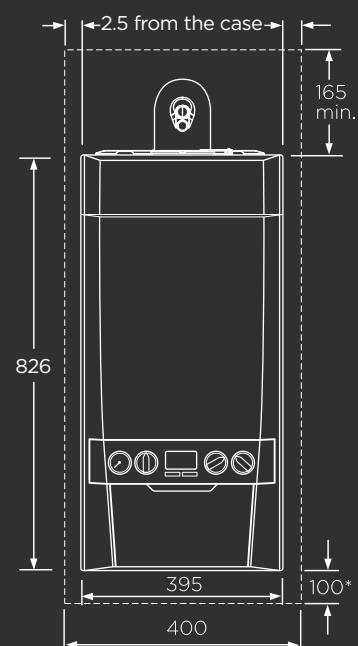
END USER BENEFITS

- Award winning range
- Service indication
- Symbols and text display
- No additional maintenance requirement
- Higher DHW flow rates than standard boiler
- Reduced water wastage and plumbing on DHW
- Compatible with a range of additional controls inc. weather compensation and OpenTherm controls
- LPG conversion kit available for 33 & 38 kW boilers

EASY TO INSTALL AND SERVICE

- Easy to see pressure gauge
- Universal condensate connection
- Stand-off kit and pre-pipe options
- Wide range of flueing options
- Preformed copper tails
- Pre-wired mains lead
- Built-in filling loop

Clearances & dimensions



Dimensions in mm.

Technical specification

LOGIC CODE COMBI ESP1 MODELS	26	33	38
Weight (packaged) kg	38.05	38.15	38.35
Max installation weight kg	32.65	32.75	32.95
CH output (kW) min/max mean 70°C	4.8 - 24.2	6.1 - 24.2	7.1 - 24.2
CH output (kW) min/max mean 40°C	5.1 - 25.6	6.4 - 25.6	7.5 - 25.6
DHW output (kW) max	26.1	32.7	38.2
DHW flow rate l/min. 35°C rise	10.7	13.4	15.7
SEDBUK rating (2005) %	91.1	91.1	91.1
SEDBUK rating (2009/2012) %	89.6	89.6	89.6
NOx classification	CLASS 6	CLASS 6	CLASS 6
Convert to LPG	No	Yes	Yes
Max horizontal flue	9m	8m	6m
Max vertical flue	7.5m	7.5m	7.5m
Powered vertical flue	22m	22m	22m
Seasonal space heating efficiency class	A	A	A
Seasonal space heating energy efficiency η_s %	94	94	94
Sound power level, indoors L _{WA} dB	49	47	44
Water heating energy efficiency class	A	A	A

T: 01482 492251 E: ideal@idealheating.com

Ideal Heating, PO Box 103, National Avenue, Kingston upon Hull, East Yorkshire, HU5 4JN.

Clearances & dimensions note: The minimum front clearance when built into a cupboard is 5mm from the cupboard door but 450mm overall clearance with the cupboard door open is required for servicing.
*Bottom clearance after installation can be reduced to 5mm. However, 100mm is required for servicing.